

V-2 Major - 15 Basic Extensions

Voicing group V-2, Key of A major, Top4 Set.

TED GREENE 10-21-84

1234 1236 1237 | 1356 1357 | 1567 | 2356 2357 |
 1256 1257 1267 | 1367 | | 2367 2567 | 3567

6th

$\Delta 7$

/9

$\Delta 7/6$ no5

$\Delta 7/6$ noR

$\Delta 7/6$ no3

6/9 no5

6/9 noR

6/9 no3

$\Delta 9$ no5

$\Delta 9$ noR

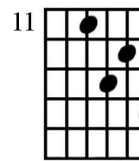
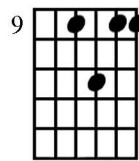
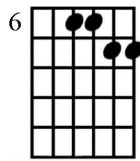
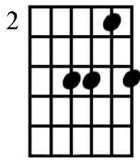
$\Delta 9$ no3

V-2 Major - 15 Basic Extensions

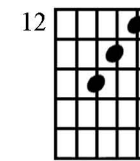
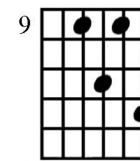
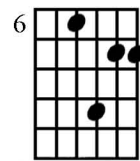
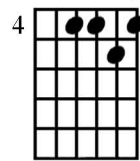
Voicing group V-2, Key of A major, Top4 Set.

TED GREENE 10-21-84

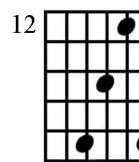
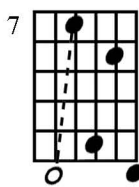
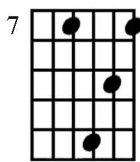
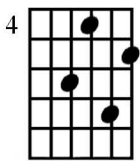
$\Delta 13$ noR,5



$\Delta 13$ noR,3



$\Delta 13$ no3,5



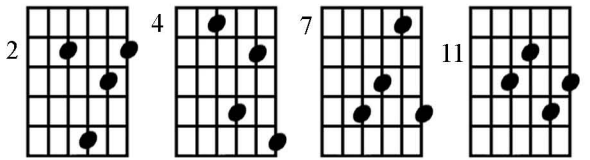
V-2 Lydian Major - Basic Extensions

Voicing group V-2, Top 4 String Set.

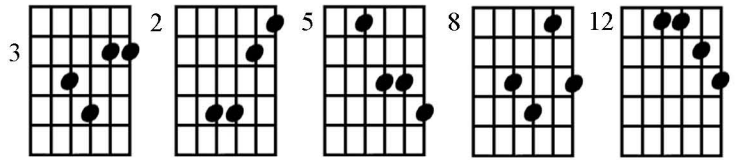
TED GREENE 10-21-84

123#4 | 12#45 12#46 12#47 | 13#45 13#46 13#47 | 1#456 1#457
 1#467 | 23#45 23#46 23#47 | 2#456 2#457 2#467 | 3#456 3#457
 3#467 | #4567 |

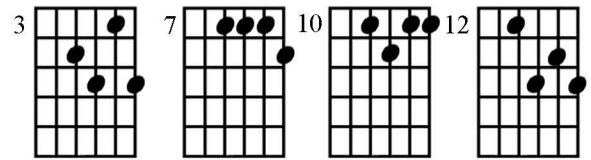
C/9#11 no5



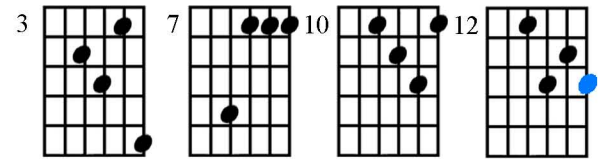
Csus2#11 (V-1)



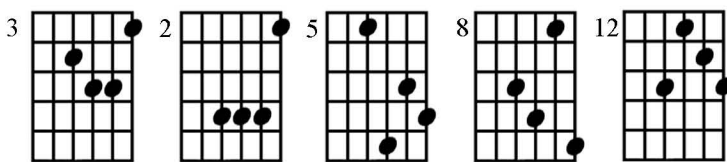
C6/9#11 no3,5



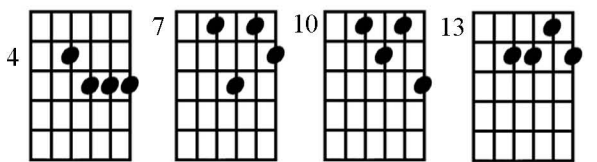
CΔ9#11 no3 - (V-1)



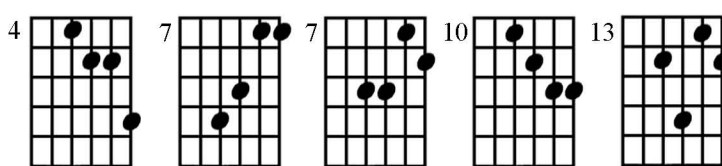
C#11 (V-1)



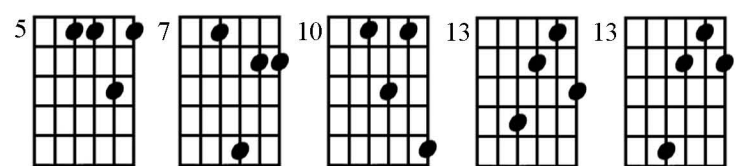
C6#11 no5



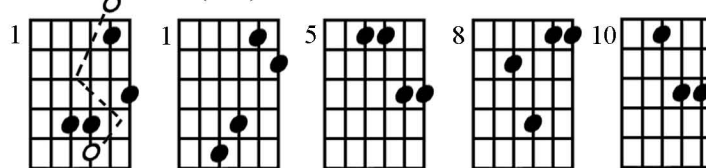
CΔ7#11 no5 -(V-1)



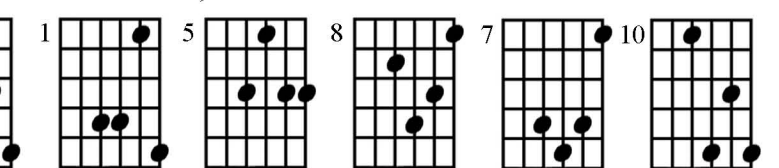
C6#11 no3



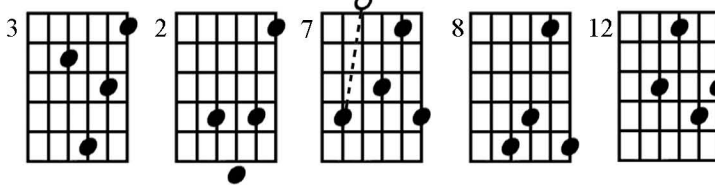
CΔ7#11 no3



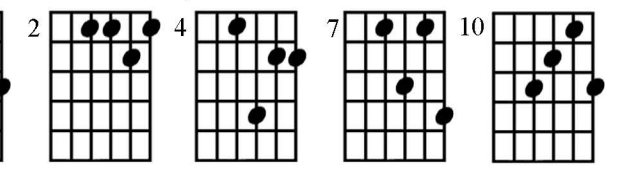
CΔ7/6#11 no3,5



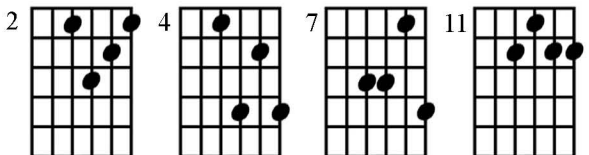
C/9#11 noR -(V-1)



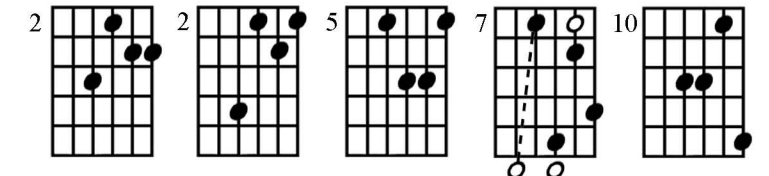
C6/9#11 noR,5



CΔ9 noR,5



C6/9#11 noR,3 (V-1)

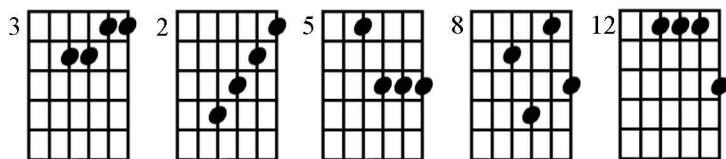


V-2 Lydian Major - Basic Extensions

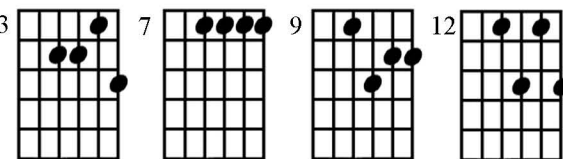
Voicing group V-2, Top 4 String Set.

TED GREENE 10-21-84

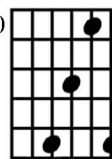
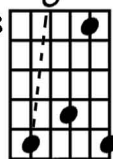
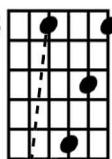
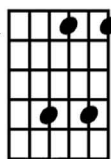
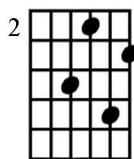
CΔ9#11 noR,3 (V-1)



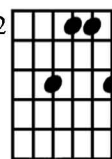
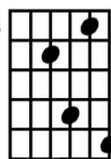
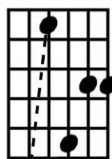
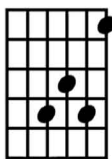
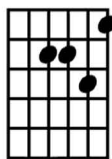
CΔ13#11 noR,3,5



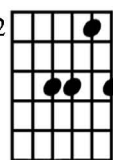
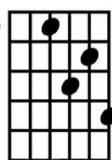
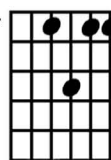
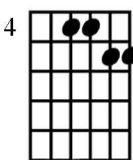
C6#11 noR (V-1)



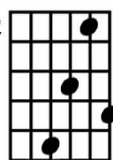
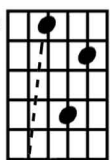
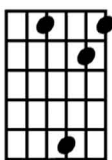
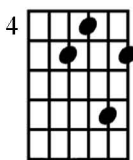
CΔ7#11 noR (V-1)



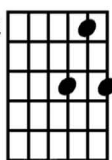
CΔ7/6#11 noR,5



CΔ7/6#11 noR



(V-1)



V-2 Major Add 11 - Basic Extensions

Voicing group V-2, Top 4 String Set.

TED GREENE 10-21-84

C/9/11 no5 $\overline{-(V-1)}$ C/11 $\overline{-(V-1)}$

1 3 5 6 10 3 5 8 12 12

Detailed description: This block shows two groups of guitar fretboard diagrams. The first group, labeled 'C/9/11 no5' and '(V-1)', contains five diagrams with fret numbers 1, 3, 5, 6, and 10. The second group, labeled 'C/11' and '(V-1)', contains five diagrams with fret numbers 3, 5, 8, 12, and 12. Each diagram shows a 4-string set (strings 1-4) with specific notes indicated by dots.

C6/11 no5 $\overline{-(V-1)}$

3 6 10 13 12

Detailed description: This block shows a single group of five guitar fretboard diagrams for the 'C6/11 no5' voicing, labeled '(V-1)'. The fret numbers for the diagrams are 3, 6, 10, 13, and 12.

CΔ7/11 no5 $\overline{-(V-1)}$ $\overline{-(V-1)}$

3 6 6 10 13 12

Detailed description: This block shows two groups of guitar fretboard diagrams for the 'CΔ7/11 no5' voicing, both labeled '(V-1)'. The first group has three diagrams with fret numbers 3, 6, and 6. The second group has three diagrams with fret numbers 10, 13, and 12.

C/9/11 noR $\overline{-(V-1)}$ C6/9/11 noR,5 $\overline{-(V-1)}$

3 6 8 12 12 1 1 3 6 10

Detailed description: This block shows two groups of guitar fretboard diagrams. The first group, labeled 'C/9/11 noR' and '(V-1)', has five diagrams with fret numbers 3, 6, 8, 12, and 12. The second group, labeled 'C6/9/11 noR,5' and '(V-1)', has five diagrams with fret numbers 1, 1, 3, 6, and 10.

CΔ9/11 noR,5 $\overline{-(V-1)}$ C6/11 noR $\overline{-(V-1)}$

1 1 3 6 10 2 5 7 10 10

Detailed description: This block shows two groups of guitar fretboard diagrams. The first group, labeled 'CΔ9/11 noR,5' and '(V-1)', has five diagrams with fret numbers 1, 1, 3, 6, and 10. The second group, labeled 'C6/11 noR' and '(V-1)', has five diagrams with fret numbers 2, 5, 7, 10, and 10.

CΔ7/11 noR $\overline{-(V-1)}$ CΔ7/6/11 noR,5 $\overline{-(V-1)}$

3 5 8 11 12 3 6 9 12 12

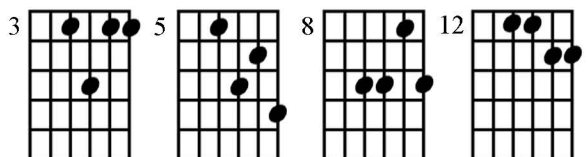
Detailed description: This block shows two groups of guitar fretboard diagrams. The first group, labeled 'CΔ7/11 noR' and '(V-1)', has five diagrams with fret numbers 3, 5, 8, 11, and 12. The second group, labeled 'CΔ7/6/11 noR,5' and '(V-1)', has five diagrams with fret numbers 3, 6, 9, 12, and 12.

V-2 Sus 4 - Basic Extensions

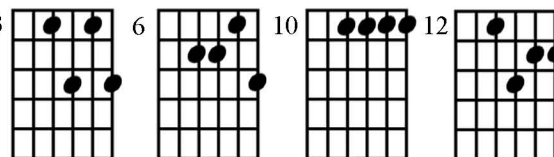
Voicing group V-2, Top 4 String Set.

TED GREENE 10-21-84

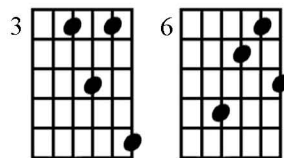
C/9sus4



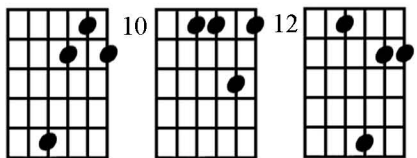
C6/9sus4 no5



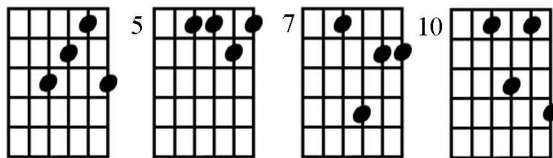
CΔ9sus4 no5



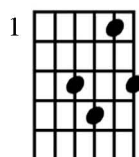
(V-1)



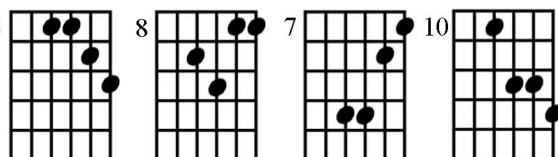
C6sus



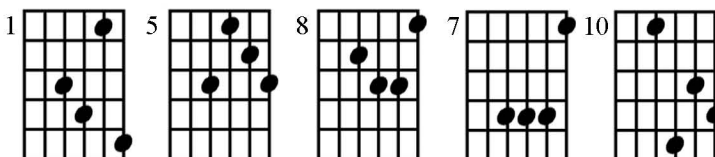
CΔ7sus



(V-1)

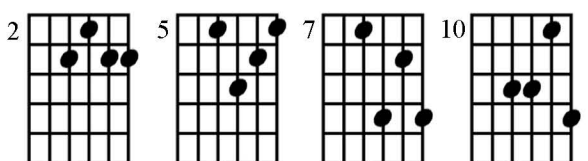


CΔ7/6 sus no5

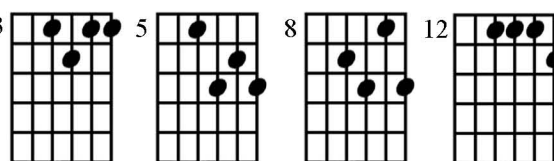


(V-1)

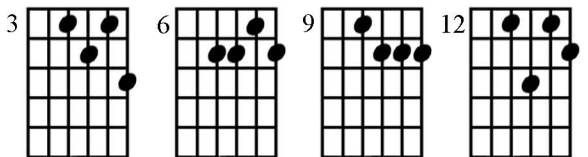
C6/9 sus noR



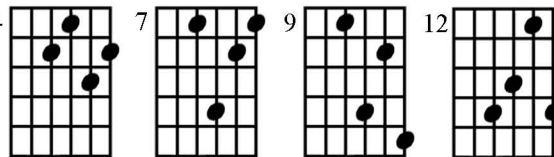
CΔ9 sus noR



CΔ13sus noR,5



CΔ7/6 sus noR



Also check out approaches for teaching & presenting brief V-1 alone, quartal top 4, pentatonic top 4, all systematic inversions V-2 list (alone), V-3 with V-2 ; some V-1 with V-2, V-3 alone on top 4, also combinations.

Voz top 4 MABR 15 BASIC EXTENSIONS

1235 1236 1237 1356 1357 1567 12356 2357
 1256 1257 1267 1367 Δ7/6 no 5

10-21-84
 © Jeff Greene

1 6th 2 7 (no 11 or #11) 5/9

Δ7/6 no R, Δ7/6 no 3, Δ9 no 5, Δ9 no R, Δ9 no 3, Δ13 no 5, Δ13 no R, Δ13 no 3

V-2 LYDIAN MAJ

Cmaj7, Cmaj9, Cmaj11, Cmaj13, Cmaj7sus, Cmaj9sus, Cmaj11sus, Cmaj13sus

V-2 ADD 11

Cadd11, Cadd9, Cadd7, Cadd5, Cadd13

V-2 SUS4

Csus4, Csus2, Csus9, Csus11, Csus13

ALSO CHECK OUT APPROACHES FOR TEACHING + PRESENTING VI ABOVE
 QUARTAL PENT. TOP 4, ALL V-2 V-2 6th, V-3 4th/2, some V-1 (V-2), V-3 bottom top 4
 (above) also combinations