

# Harmonic Minor Progressions for Taping

Ted Greene  
1990-05-09

Key of Em

①

Em/9    CΔ7    Am/9    B

Arpeggiate in the right hand, from low to high and back down, twice on each chord here.

②

Em    C    Am<sup>6</sup>    B<sup>SUS</sup>    B

Arpeggiate from the bottom up (only) here, 4 times on each of the first 3 chords, 2 times on each of the last 2 chords.

③

Em/9    C/9    Am<sup>9</sup>    B<sup>7SUS</sup>    B<sup>7</sup>

Not strictly diatonic, but will work

Arpeggiate from bottom up and back down, twice on the first 3 chords, once on the last 2.

④

Bach-like

Em    Am<sup>6</sup>    Em    Am<sup>6</sup>    Em    Am<sup>6</sup>    B<sup>SUS</sup>    B<sup>7</sup>

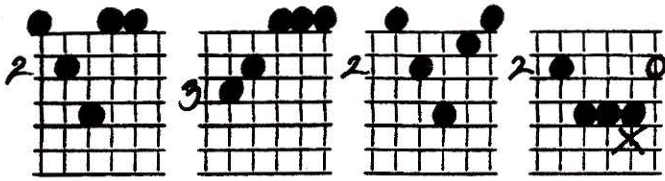
E

1


# HARMONIC MINOR Progressions for Taping

© 5-09-90  
Jed Brown

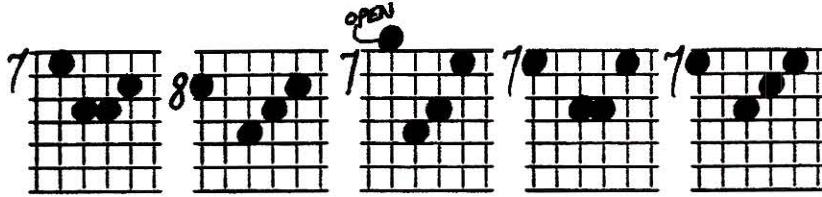
Key of Em  
①




Arpeggiate in the Rt. hand,  
from low to high & back down,  
twice on each chord here



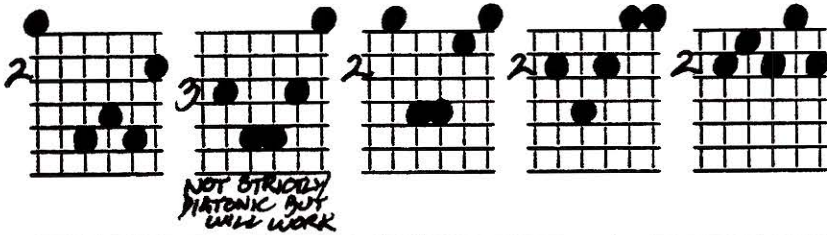
②




Arpeggiate from the bottom  
up (only) here, 4 times  
on each of the 1st 3 chords,  
2 times each on the last  
2 chords



③



Arp. from bottom up & back  
down, twice on 1st 3  
chords, once on last 2.



④  
BACH-like

