

HOW HIGH THE MOON

Playing order: ● × □ △
○ = opt.

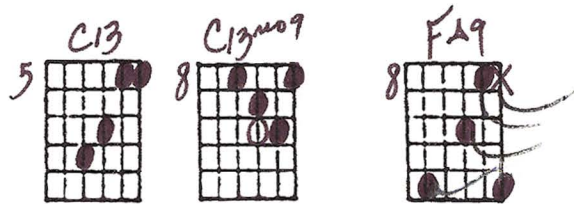
*Comping Under (over?) a Solo.
V-2 Comping on the Top 4 Strings*



Key of G


Some - where there's mus - - ic, how faint the

The first system of music features a guitar staff with a treble clef and a piano staff with a treble clef. The guitar staff has a GΔ7 chord above the first measure. The piano staff has lyrics: "Some - where there's mus - - ic, how faint the".



tune. Some - where there's hea - - ven,

The second system of music features a guitar staff with a treble clef and a piano staff with a treble clef. The guitar staff has a Gm7 chord above the first measure, a C7 chord above the second measure, and an FA7 chord above the third measure. The piano staff has lyrics: "tune. Some - where there's hea - - ven,".



how high the moon.

The third system of music features a guitar staff with a treble clef and a piano staff with a treble clef. The guitar staff has an 8va marking above the first measure and an Fm7 chord above the third measure. The piano staff has lyrics: "how high the moon,".

slide to →

7 8 6 5 8 7

8

B \flat 7 Eb Δ 7

There is no moon a - bove when

10 10 2

10

A m 7 D7 G m 7

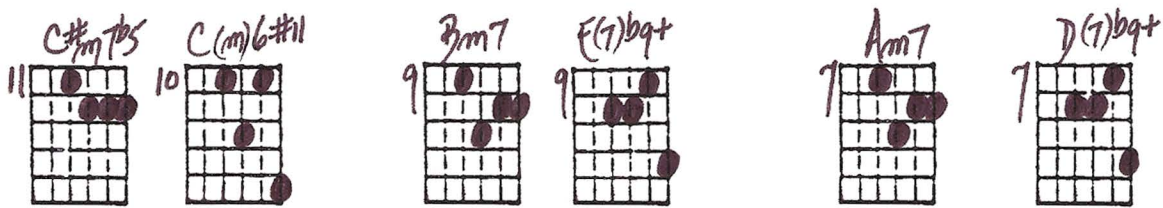
love is far a - way too,

7 7 7 12

12

A m 7 D7 \flat 9 G Δ 7



till it comes true,



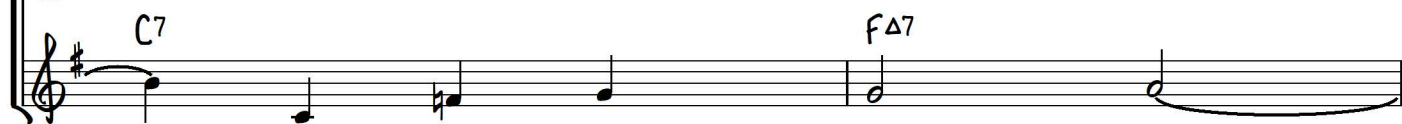

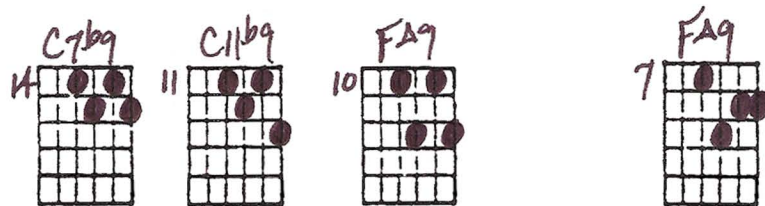
You choose the phrasing here.....



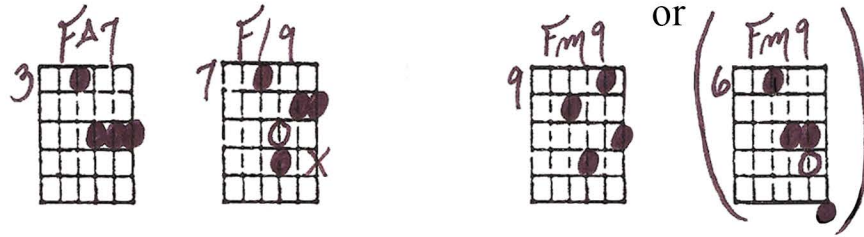
that you love me as I love you. Some - times there's



2. mus - ic, it's where you are.



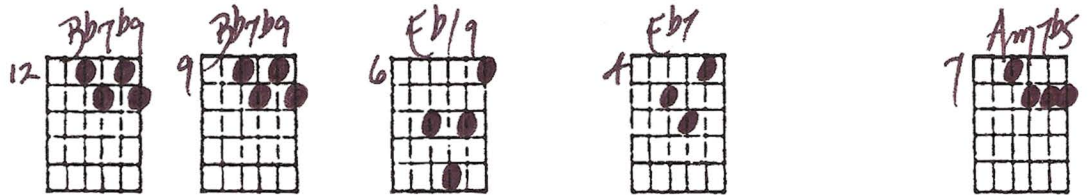
Some - where there's hea - - ven,



22

how near so far.

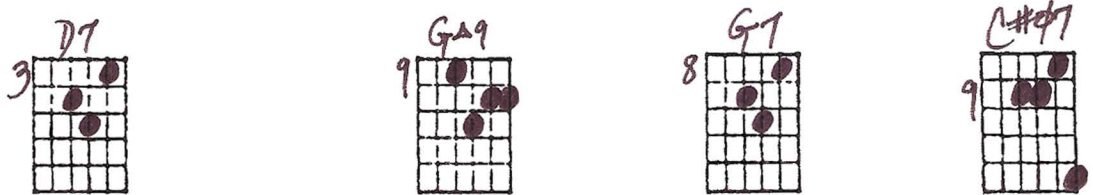
Fm7



24

The dark - est night would shine if

Bb7 EbΔ7



26

you would come see me soon,

Am7 D7 GΔ7

7 *Comb*

7 *Bm7*

6 *E7#9*

28

You phrase from here on.....

Am7 *D7b9* *Bm7* *Bb7*

un - til you will, how still my

F dominants.....

3 *Am7/11*

4 *D7b9*

3 *Am7/11*

F Dom.'s.....

30

And modulate to Bb
(and play everything again).

Am7 *D7* *G6*

heart, how high the moon.....

COMPING UNDER (OVER?) A SOLO on "HOW HIGH THE MOON"

page 9

Handwritten guitar comping chart for "How High the Moon". The chart consists of 10 columns of guitar fretboard diagrams, each with a chord name and a sequence of numbers (1-4) indicating fingerings. The chords and fingerings are as follows:

- Column 1: G-A9 (3), C13 (5), G/9 (12), G6 (2), FA9 (7), Bb7b9 (12), C#7 (9)
- Column 2: C13#9 (8), C#m7b5 (11), G/9 (12), G6 (2), FA9 (7), Bb7b9 (9), Cm6 (7)
- Column 3: FA9 (8), Bb7/11 (8), Gm6/9 (10), Gm7b5 (11), FA7 (3), Eb7 (4), Bm7 (7)
- Column 4: G6/9 (10), Bb13 (6), Gm6/9 (10), Gm7b5 (11), FA7 (3), Eb7 (4), Bm7 (7)
- Column 5: GA7 (5), Eb6/9 (5), Gm6 (2), C7b9 (4), FA7 (3), F/9 (7), Bm7 (4)
- Column 6: Gm11 (8), Eb9 (8), Gm6 (2), C7b9 (4), Fm9 (9), D7 (3), Gm7/11 (3)
- Column 7: Gm11 (8), F6 (10), Fm9 (9), Am7b5 (7), Am7 (7), C11b9 (11), GA9 (9), D7 (3), GA9 (9)
- Column 8: Gm11 (8), Fm9 (9), Am7b5 (7), D7b9 (7), G6 (2), C11b9 (11), GA9 (9), GA9 (9), G7 (8)
- Column 9: Gm11 (8), Fm9 (9), Am7b5 (7), D7b9 (7), G6 (2), C11b9 (11), GA9 (9), GA9 (9), G7 (8)
- Column 10: Gm11 (8), Fm9 (9), Am7b5 (7), D7b9 (7), G6 (2), C11b9 (11), GA9 (9), GA9 (9), G7 (8)

Handwritten notes and annotations include:

- "one and three four" (under G-A9)
- "one two three four" (under G6/9)
- "three four" (under C13)
- "one and two three four" (under FA9)
- "one two three four" (under C13#9)
- "one and two three four" (under Bb7/11)
- "one and two three four" (under Bb13)
- "one and two three four" (under Eb6/9)
- "one and two three four" (under Gm11)
- "one two three four" (under Eb9)
- "one two three four" (under Gm6)
- "one two three four" (under Am7b5)
- "one two three four" (under D7b9)
- "one two three four" (under G6)
- "one two three four" (under C#m7b5)
- "one two three four" (under Cm6#11)
- "one two three four" (under Bm7)
- "one two three four" (under F(7)b9)
- "one two three four" (under Am7)
- "one two three four" (under D7b9)
- "one two three four" (under GA9)
- "one two three four" (under G6)
- "one two three four" (under Gm11)
- "one two three four" (under C7b9)
- "one two three four" (under C11b9)
- "one two three four" (under FA9)
- "one two three four" (under FA9)
- "one two three four" (under Bb7b9)
- "one two three four" (under Bb7b9)
- "one two three four" (under Eb7)
- "one two three four" (under Am7b5)
- "one two three four" (under D7)
- "one two three four" (under GA9)
- "one two three four" (under G7)
- "one two three four" (under C#7)
- "one two three four" (under Cm6)
- "one two three four" (under Bm7)
- "one two three four" (under E7#9)
- "one two three four" (under Am7/11)
- "one two three four" (under D7b9)
- "one two three four" (under Cm7/11)
- "one two three four" (under F Dom. 5....!)

Additional notes at the bottom right: "you choose the phrasing here..." and "modulate to Bb and play again".