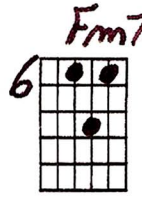


# HERE'S THAT RAINY DAY

9-12-77  
arr. © J. Greene

CHORD SOLING STYLE

TOP 4  
STRINGS





Ted Greene basic chords: G Bb7  
Real Book: Gm7 D7/F# Bb7/F# E7

May - be I should have saved those

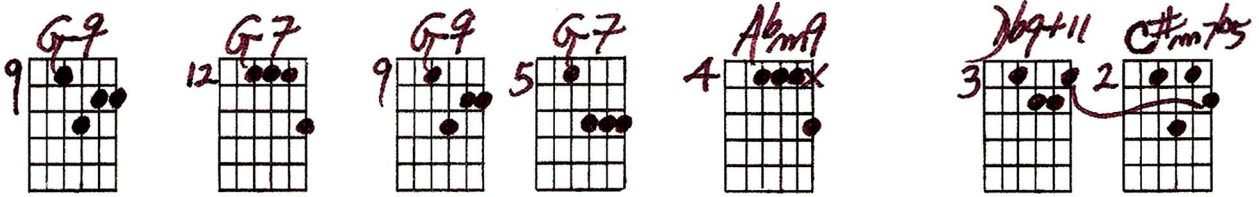


left ov - er dreams,



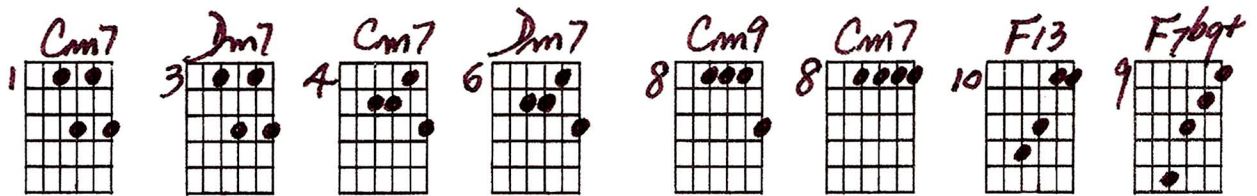
fun - ny but here's that rain - y

"Here's That Rainy Day" Chord Soloing Style -- Ted Greene, 1977-09-12 (p.2)



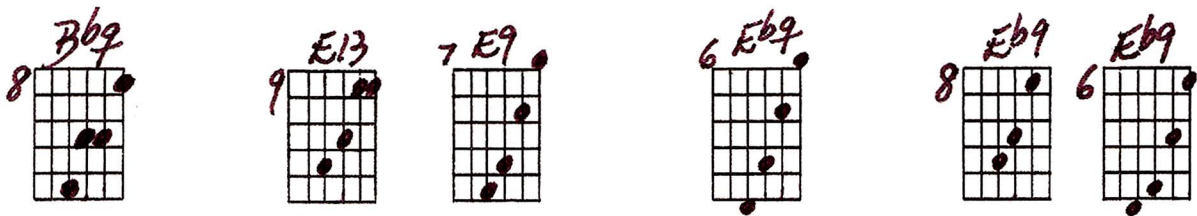
Musical notation for the first system. The treble clef staff shows chords: GΔ7, GΔ7, Dm7, G7. The bass clef staff shows a single note with a long slur over it.

day. \_\_\_\_\_



Musical notation for the second system. The treble clef staff shows chords: Cm7, Cm7, F7, F7, F13, F7b9. The bass clef staff shows a single note with a long slur over it.

Here's that rain - y day they



Musical notation for the third system. The treble clef staff shows chords: BbΔ7, BbΔ7, EbΔ7, EbΔ7. The bass clef staff shows a single note with a long slur over it.

told me a - bout, and I

"Here's That Rainy Day" Chord Soloing Style -- Ted Greene, 1977-09-12 (p.3)

Handwritten guitar chord diagrams for measures 13-14:

- Measure 13: Am9 (7), Bm7 (5), Am7 (3), Am9 (10)
- Measure 14: D7/6 (10), Eb7/6 (8), D13 (7), C7/6 (5)

Printed musical notation for measures 13-14:

Measure 13: Am, Am7b5

Measure 14: Am+, D7, D7

Lyrics: laughed at the thought that it might turn out this

Handwritten guitar chord diagrams for measures 15-16:

- Measure 15: B9 (4), E7 (5), E7#9 (3), A13 (2)
- Measure 16: D7#9 (1)

Printed musical notation for measures 15-16:

Measure 15: GΔ7, GΔ7

Measure 16: Am7b5, D7b9

Lyrics: way.

Handwritten guitar chord diagrams for measures 17-18:

- Measure 17: G19 (3), G6 (8), Fm7 (9)
- Measure 18: Bb7 (8), Bb13 (6)

Printed musical notation for measures 17-18:

Measure 17: G, Gm7

Measure 18: D7/F#, Bb7, Bb7/F, E7

Lyrics: Where is that worn out wish that

5 *Eb9*

2 *Eb7#9*

3 *Ab7*

6 *Ab7*

19

7 *Am7/11*

5 *Am9*

10 *(D7/11) Am9/13*

10 *D7/6*

8 *(Dm7+) D7#9+*

21

9 *G7*

14 *G6/9*

12 *G6*

9 *G7*

10 *Dm7*

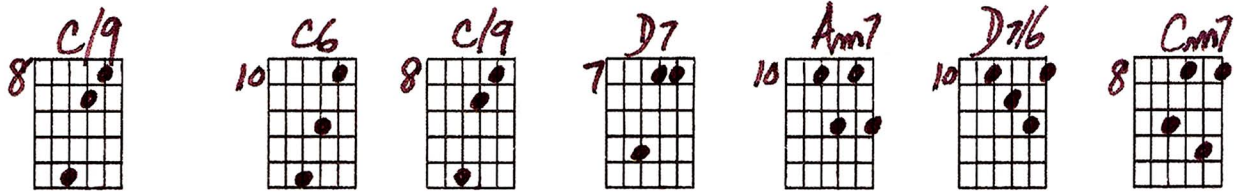
12 *Dm7/11*

10 *Ab9*

9 *G13*

23

"Here's That Rainy Day" Chord Soloing Style -- Ted Greene, 1977-09-12 (p.5)



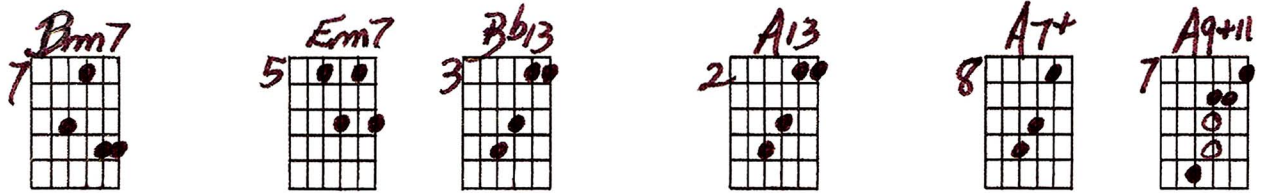
25

CΔ7  
CΔ7

F#m7b5  
Am7

D7

Fun - ny how love be - comes a



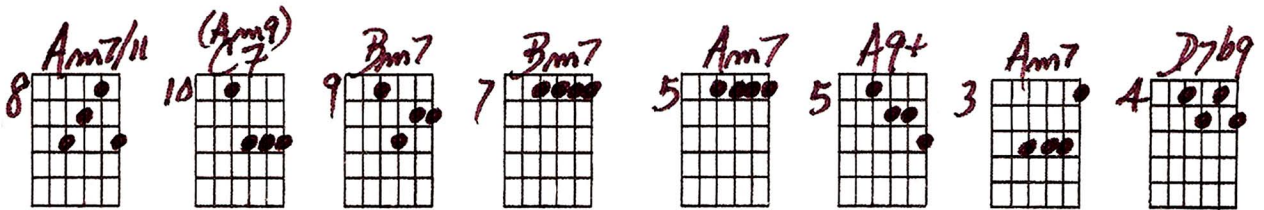
27

Bm7  
Bm7

Em7

A7  
Bb07

cold rain - y day,



29

Am7  
Am7

D7  
D7

fun - ny that rain - y day is



Musical notation for "Here's That Rainy Day" in G major, 3/4 time. The notation includes a guitar part and a melodic line.

**Guitar Chords:**

- Measure 1: G, G<sup>Δ</sup>7
- Measure 2: E<sup>b</sup>9
- Measure 3: B<sup>b</sup>7 or B<sup>b</sup>6/G
- Measure 4: F9

**Melodic Line (Staff 2):**

- Measure 1: G4 (quarter note)
- Measure 2: A4 (quarter note)
- Measure 3: B4 (quarter note)
- Measure 4: C5 (quarter note)

Handwritten text below the staff: "here. \_\_\_\_\_"

Write an analysis of this arrangement. Include anything you feel is significant. Don't worry about the Roman Numerals when not necessary in your explanation - it is the *reasons* that I want to hear.

# HERE'S THAT RAINY DAY - CHORD SOLIDING STYLE

arr. 9-12-77  
© J. Greene

## TOP 4 STRINGS

BEARS PER CHORD

WRITE an analysis of this arrangement. Include anything you feel is significant. Don't worry about the Roman numerals when not necessary in your explanation - it is the REASONS that I want to hear.