

Mixing Functions of Close Harmony

3-Note Major Extensions


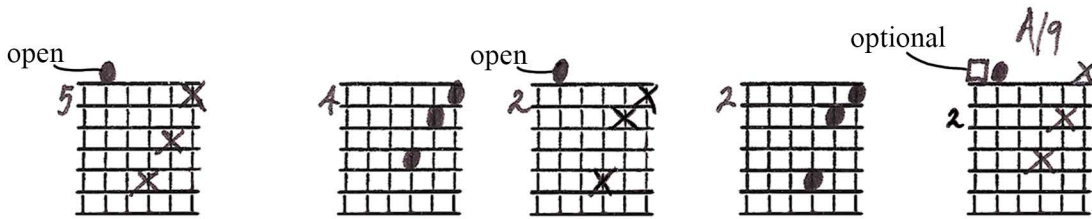

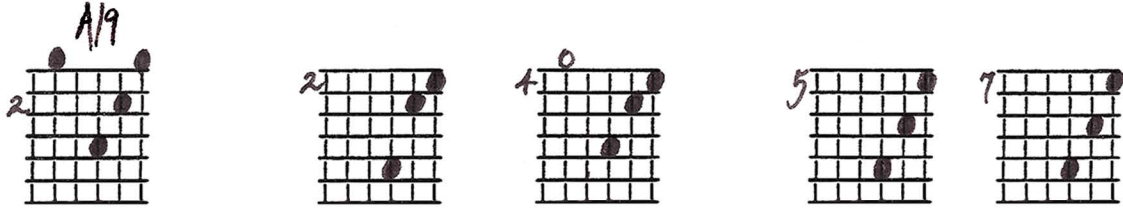
Learn the phrases "very" cumulatively. Separate the rhythmic and harmonic aspects when learning these phrases or you may be up against too much.

Scalewise thinking here (no mixing)

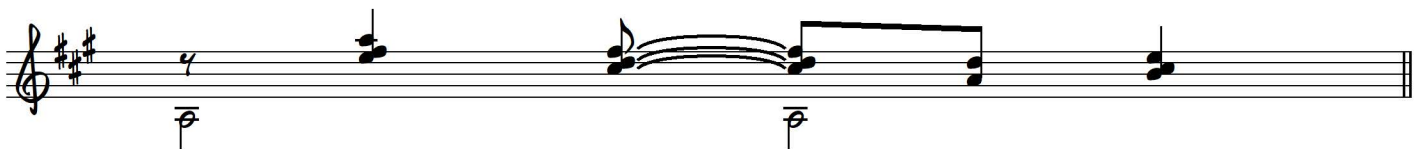
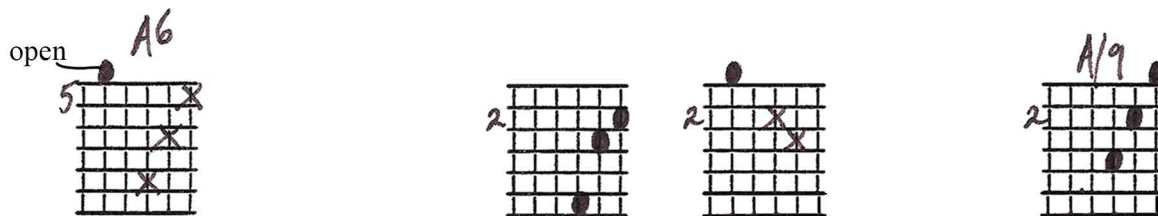

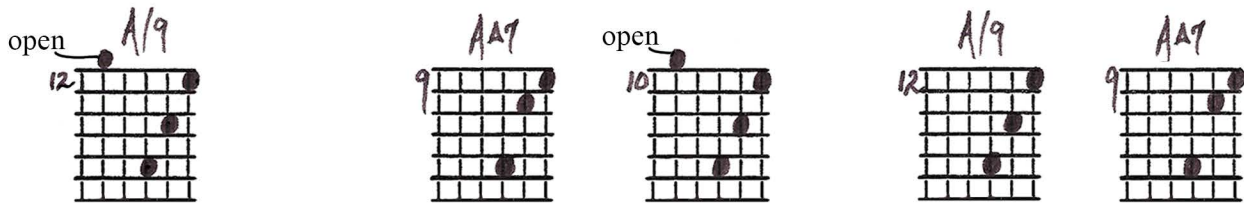
Play at a medium clip with happiness

Key of A

1)



2)



3)

open A6 5

A/9 2

A/9 2

open A6 5

AA7 9

A/9 12

AA7 9

A/9 10

open AA7 9

A6 5

A6 2

A6 5

A/9 2

A/9 2

Key of D

4)

open DΔ7 14

D6 10

open DΔ7

GΔ7 7

open D/9 5

D6 10

open DΔ7

D/9 5

open G6no3 3

G Lydian 9

open G6no3 3

DΔ7 2

D/9 5

D/9 5

4a) Try embellishing the above with more rhythmic activity in the right hand via more attacks, and/or broken chord textures.

MIXING FUNCTIONS of CLOSE HARMONY 3 NOTE MAJOR EXTENSIONS

© 2011-05 Ted Greene

PLAY AT A MEDIUM CLIP WITH HAPPINESS

LEARN THE PHRASES VERY CUMULATIVELY. SEPARATE THE RHYTHMIC AND HARMONIC ASPECTS when learning these phrases or you may be up against too much.

SCALEWISE THINKING HERE (NO MIXING)

① A/9

one and two	and	three	four	and	five and two	and	three and four
one and	two	three	four	and	five	and	two

② A/9 AA7

one and two	and	three	four	and	five	and	two
one and	two	three	four	and	five	and	two

③ A/9 A6

one and two	and	three	four	and	five	and	two
one and	two	three	four	and	five	and	two

④ D/9

one and two	and	three	four	and	five	and	two
one and	two	three	four	and	five	and	two

④a) try embellishing the above with more rhythmic activity for the Rt. hand via more attacks, &/or broken chords, texture