

Playing order: ● × □ △
 ○ = opt.

I (or iii) - VI - ii - V

Ted Greene, 1975, July 31, August 11 & 22 - Parts 1, 2, 3

Set up home key first if you have trouble hearing the way everything fits together. Try doing all examples in other keys too. Try resolving all V's to I; also try contrapuntal isolation of different voices. Analyze all examples.

Part 1: "More Variations on iii - vi (VI) - ii - V"

Key of G

Bm7 	E7b9+ 	Am7 	D13b9 		Bø7 	E7+ 	Aø7 	D7/6 	
Bø7 	E7+ 	Aø7 	D7/6 		B7 	E7+ 	A7 	D7/6 	

sustain

F9 	E7#9 	Eb9 	D11 		F9 	E7 	Eb7#9b5 	D7#9+ 	GΔ7
F13 	E13 	Eb13 	D13 						

Cm11 	F13 	Bm11 	E13 	Bbm11 	Eb13 	Am11 	D13 		
-----------------	----------------	-----------------	----------------	------------------	-----------------	-----------------	----------------	--	--

Likewise - down chromatically

Cm7/11 	F7 	Bm7/11 	E7 	Bbm7/11 	Eb7 	Am7/11 	D7 		
-------------------	---------------	-------------------	---------------	--------------------	----------------	-------------------	---------------	--	--

As before.....

Cm7/11 	F7 	Bm7/11 	E7 	Bbm7/11 	Eb7 	Am7/11 	D7 		
-------------------	---------------	-------------------	---------------	--------------------	----------------	-------------------	---------------	--	--

F#m7/11 B7/6 Bm9 E7#9+ Em9 A7/6 Am7/11 D13b9

Fingerings for F#m7/11, B7/6, Bm9, E7#9+, Em9, A7/6, Am7/11, and D13b9. The A7/6 diagram includes an 'X' on the 5th string, 4th fret.

F#m7 B7+ Bm7/11 E7#9 A13 Eb13 Am9 D13b9

Fingerings for F#m7, B7+, Bm7/11, E7#9, A13, Eb13, Am9, and D13b9. The Am9 diagram includes an 'O' on the 5th string, 5th fret.

B7+ E7#9 A7 D11 B7+ Bb7/6 A7 AbΔ7 G6

Fingerings for B7+, E7#9, A7, D11, B7+, Bb7/6, A7, AbΔ7, and G6.

F#m7 B7+ Fm7/11 Bb7/6 Em7/11 A7 Eb13 AbΔ7 GΔ7

Fingerings for F#m7, B7+, Fm7/11, Bb7/6, Em7/11, A7, Eb13, AbΔ7, and GΔ7.

F#m7b9 B7 Fm7/11 Bb13 EbΔ9 AbΔ7 Am7/11 D7/6 GΔ9

Fingerings for F#m7b9, B7, Fm7/11, Bb13, EbΔ9, AbΔ7, Am7/11, D7/6, and GΔ9. The GΔ9 diagram includes an 'O' on the 10th string, 10th fret, and '3 3 3' below it.

B7 E7#9 A13 Ab13#11 B13 B7#9b5 E7#9+ A13 D7#9+

Fingerings for B7, E7#9, A13, Ab13#11, B13, B7#9b5, E7#9+, A13, and D7#9+. The B13 diagram includes an 'OR' above it.

F#m7/11 B7#9+ Bm11 E7#9b9+ Em11 A13#11 Am11 D7#9+

Fingerings for F#m7/11, B7#9+, Bm11, E7#9b9+, Em11, A13#11, Am11, and D7#9+. The A13#11 diagram includes 'X' marks on the 5th string, 4th and 5th frets.

Bb/9 Bb/9 EbΔ7 EbΔ7 Am9 AΔ7 D7/6 AbΔ9 GΔ9

Fingerings for Bb/9, EbΔ7, Am9, AΔ7, D7/6, AbΔ9, and GΔ9. The GΔ9 diagram includes an 'O' on the 10th string, 10th fret.

MINOR KEYS:

Key of Ebm

Part 2: I (or iii) - VI - ii - V – Variations Stemming from Different Types of VI's
(II)

Key of Db


Try this in a higher key if necessary at first

4 2 1 1

Db Δ 9 Bb7 E9 Eb13 Ebm9 D9 Db Δ 9

4 2 1 1

Sometimes it is interesting to play the top 4 strings in full chords for a similar effect.



Key of E

E/9 C#9 F#m7 B7/6 | Eb/9 C9 Fm7/11 or Fm7/11 Bb7/6

Key of Eb

Eb/9 C9 Fm7/11 Bb13b9 E13 Eb Δ 9 | G Δ 9 E9 A7sus D7/6

Key of G

G Δ 7 E9 or E9sus Am7/11 D13b9 | G E9 Am9 D13b9

G/9 E9 Am7/11 D7 | G/9 E9 or E9 Am7/11 Ebm6/9

or use D7

G Δ 7 E9 Am9 D11(9) | Key of Gb Gb Δ 7 Eb11(9) Abm7/11 Db13(b9)

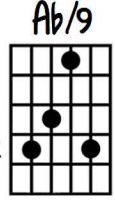
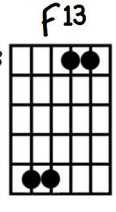
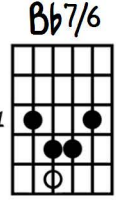
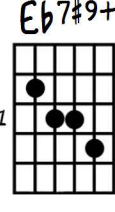
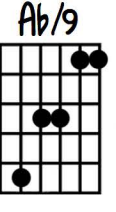
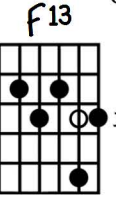
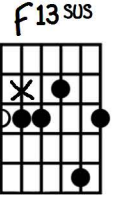
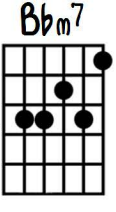
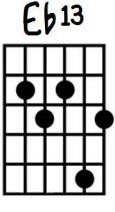
Gb/9 Eb9 Abm7/11 Db7/6 | Gb Δ 9 Eb11(9) or Eb11(9) Abm11 Db7b9+ or Db9

Key of A A Δ 7 F#7/6 Bm7/11 Fm6 | A Δ 7 F#9 Bm11 E7#9+

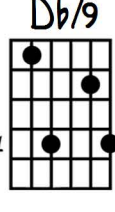
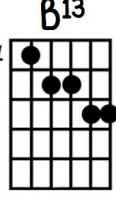
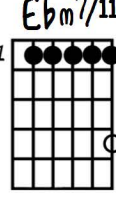
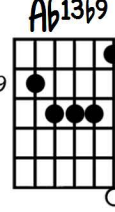
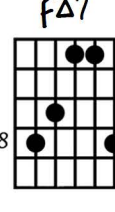
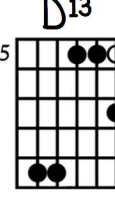
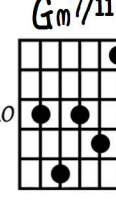
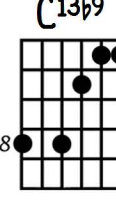
or use E7/6

 <p>5</p>	 <p>4</p>	 <p>7</p>	 <p>3</p>	<p>Investigate the science of Register (on different chords)</p>	 <p>7</p>	 <p>11</p>	 <p>9</p>	 <p>9</p>
--	---	---	---	---	--	--	---	---

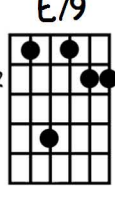
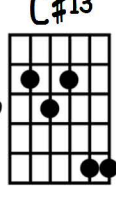
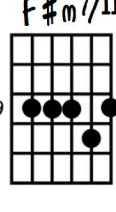
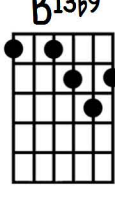
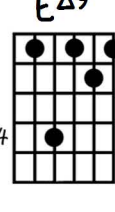
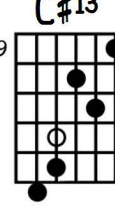

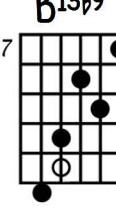
Key of Ab

 <p>11</p>	 <p>8</p>	 <p>11</p>	 <p>11</p>	<p>OR</p>	 <p>13</p>	 <p>13</p>	 <p>13</p>	 <p>11</p>	 <p>11</p>
---	--	---	---	-----------	---	--	---	---	---

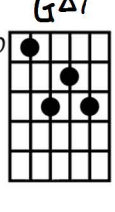
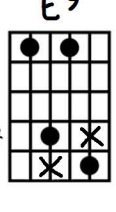
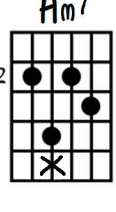
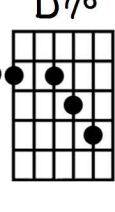
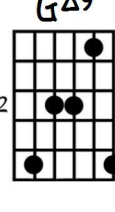
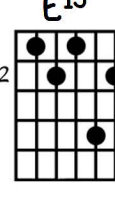
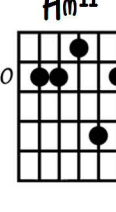
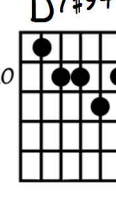
Key of Db

 <p>11</p>	 <p>11</p>	 <p>11</p>	 <p>9</p>	<p>Key of F</p>	 <p>8</p>	 <p>5</p>	 <p>10</p>	 <p>8</p>
---	---	---	--	-----------------	---	--	---	--

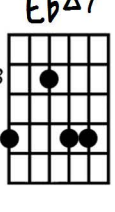
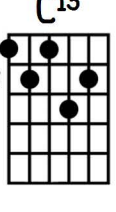
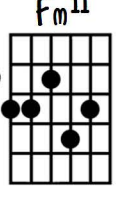
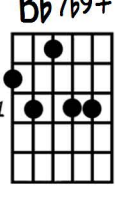
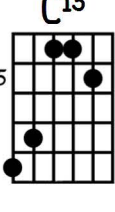
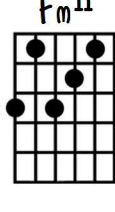
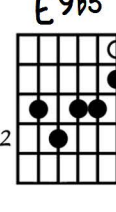
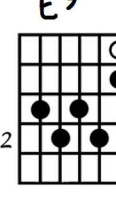
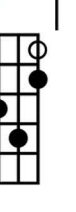
Key of E

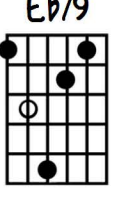
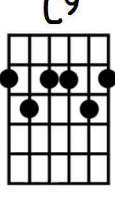
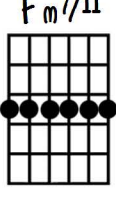
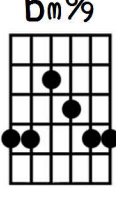
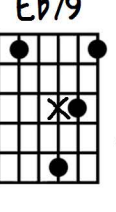
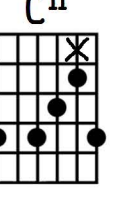
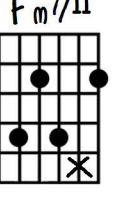
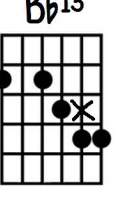

 <p>12</p>	 <p>9</p>	 <p>9</p>	 <p>7</p>	<p>(F#07)</p>	 <p>14</p>	 <p>9</p>	 <p>9</p>	 <p>7</p>
--	---	---	---	---------------	---	---	---	---

Key of G

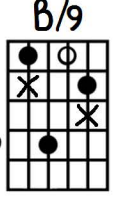
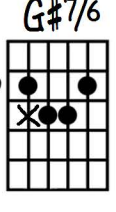
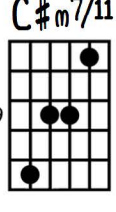
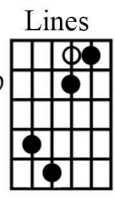
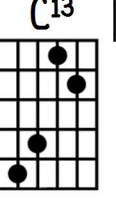




 <p>10</p>	 <p>14</p>	 <p>12</p>	 <p>10</p>	<p>(F#07)</p>	 <p>12</p>	 <p>12</p>	 <p>10</p>	 <p>10</p>
---	---	---	---	---------------	--	---	---	---

Key of Eb

 <p>13</p>	 <p>13</p>	 <p>10</p>	 <p>11</p>	<p>OR</p>	 <p>11</p>	 <p>15</p>	 <p>13</p>	 <p>12</p>	 <p>12</p>
---	---	---	---	-----------	--	---	---	---	---

 <p>11</p>	 <p>13</p>	 <p>13</p>	 <p>14</p>	<p>(F7#9)</p>	 <p>6</p>	 <p>8</p>	 <p>8</p>	 <p>6</p>	
--	---	---	---	---------------	--	---	--	--	---

Key of B

 <p>9</p>	 <p>9</p>	 <p>9</p>	 <p>10</p>	<p>Lines</p>	 <p>9</p>				
--	--	--	---	--------------	--	--	---	---	---

Key of G

Bm7 E9 Am7 D13 | Bm7 E9 Am7 D9 |

Key of E

E6 C#11 C#9 F#(?) B11 B9 |

E/9 C#7/6#11 F#m11 B7/6#11 |

Part 3: I (or iii) - VI - ii - V

Key of G

Bm7 E9b5 Am7/6 C13#11₂ D7b9+ | Bm7 E9b5 Am7/6 D7b9+ D7b9+ |

optional:

Bm11 E13b9#11 Bbm11-Eb13 Am11 D13b9#11 |

or optional:

GΔ9 E9b5 E7b9 Am7/11 D7b9+ |

or B

Bm7 E7 Am7 D7b9 |

Key of B

D#m7 G#7/6 C#m7 F#13b9 |

Bm7/11 E9 Am7 D7b9b5 GΔ9 | Bm7 E7b9 Am7 D7b9 |

Key of B

Deceptive cadence

D#m7/11	G#13b9	C#m7/11	F#13b9	B6	D#m7/11	Lines	C#m7/11	Lines	CΔ13

Key of G

Bm7	E7b9+	Am9	D7b9+	GΔ7	E7b9b5	Am9	D7b9b5		
Bm7/11	E7#9+	Am7/11	D7#9+		Bm7/11	E7+	Am7/11	D7+	
Bm7	E7b9+	Am7	D13b9		Bm7/11	Bbm7/11+	Am7/11	D13b9	G6
Bm7	E7b5	Am7/11	D7#9+	optional: Ab13		Bm9	Bb9b5	A11	Ab13
GΔ9	E9b5	or E7#9+	Am11	D7#9+	GΔ9	E7b9+	Am11	D7#9b9+	or D7#9+
GΔ9	E9b5	Am11	D7b9+		GΔ9	E9#11	Am11	D7b9+	
Bm11	E7b9+	Am11	D13b9		Bm7	E7b9	Am9	D13b9	

MORE VARIATIONS ON iii-vi-ii-V

Setup home key 1st if you have trouble hearing the way everything fits together. Try doing all examples in other keys too.

Try resolving all V's to I; also try contrapuntal isolation of different voices.

KEY OF G: Bm7 E7b9+ Am7 D13b9 Bb7 E7+ A7 D7/6 Bb7 E7+ A7 D7/6

7 0 7 7 5 5 7 6 3 3 7 6 5 4 3 6 5 4 3

F13 E13 Eb13 D13 Cm11 F13 Bm11 E13 Bb11 Eb13 Am11 D13

Cm7/11 F7 *sub* before F#m7/11 B7/6 Bm9 E7#9+ Em9 A7/6 Am7/11 D13b9 F#m7 B7+ Bm7/11 E7#9

A13 Eb13 Am9 D13b9 B7+ E7#9 A7 D11 B7+ Bb7/6 A7 Ab7 G6

F#m7 B7+ Fm7/11 Bb7/6 Em7/11 A7 Eb13 Ab7 G7 F#m7+ B7 Fm7/11 Bb13 Eb9

Ab7 Am7/11 D7/6 G7 B7 E7#9 A13 Bb13+11 B13 OR B7#9+5 E7#9+ A13 D7#9+

F#m7/11 B7#9+ Bm11 E7#9b9+ Em11 A13+11 Am11 D7#9+ Bb/9 Bb/9 Eb7 Eb7 Am9 Ab7

D7/6 Ab9 G9 G7 G7sus Ebb7 Ebb7 A13b9 Eb9 Am7/11 D7 MINOR KEYS Bb7/6 Eb9 A7

D7#9+ Gm6 Bb7/6 Eb9 A13b9 D7#9+ Gm6 Bb7/6 Eb7sus Am7/11 Ab9(Ebm6) Gm6

Key of Eb Am7 Bb7 Dbm7/11 Gb13 Cm7b5 F7 Fb7/4 Bb7b9+ Ebm6/9

Try doing all examples in other keys too.

LIKEWISE down chromatically F7

MINOR KEYS

Handwritten guitar chord diagrams for various keys (D, E, G, A, Bb, Eb, F, G) and chord types (I, VI, ii, V). Includes notes like 'Key of D', 'Key of E', 'Key of G', 'Key of A', 'Key of Bb', 'Key of Eb', 'Key of F', 'Key of G'. Includes a note: 'Sometimes, it is interesting to play the low strings in full chords for a similar affect.' Includes a note: 'INVESTIGATE THE SCIENCE OF REGISTER (and different chords)'. Includes a note: 'Try this in a higher key if necessary at 1st.' Includes a note: 'LINES'.

Key of G

Handwritten guitar chord diagrams for the progression I (or iii) VI ii V in various keys. The diagrams are arranged in rows and columns, with some labeled as 'OPTIONAL' or 'ALTERNATIVE'. The keys shown include G, E, B, and C.

Key of G:

- 16 Bm7
- 15 E9b5
- 14 Am7/6
- 13 D7b9+
- 11 Bm7
- 10 E9b5
- 9 Am7/6
- 8 D7b9+
- 7 Bm7
- 6 E7
- 5 Am7
- 4 D7b9

Key of E:

- 9 G9
- 6 E9b5
- 5 Am7
- 4 D7b9b5
- 3 G9
- 2 Bm7
- 1 E7b9
- Am7
- D7b9

Key of B:

- 9 Bm11
- 8 E13b9#11
- 7 Am11
- 6 D13b9#11
- 5 Bm7
- 4 E7b9
- 3 Am7
- 2 D7b9
- 1 Bm7
- E7b9
- Am7
- D7b9

Key of C:

- 9 Dm7/11
- 8 Fm7/11
- 7 C#m7/11
- 6 Gm7/11
- 5 Dm7/11
- 4 Fm7/11
- 3 C#m7/11
- 2 Gm7/11
- 1 Dm7/11

Key of G (continued):

- 7 Bm7
- 6 E7b9+
- 5 Am7
- 4 D7b9+
- 3 Bm7
- 2 E7+
- 1 Am7/11
- D7+

Key of B (continued):

- 7 Bm7
- 6 E7b9+
- 5 Am7
- 4 D13b9
- 3 Bm9
- 2 E9b5
- 1 A11
- Ab13

Key of G (continued):

- 9 G9
- 8 E9b5
- 7 Am11
- 6 D7b9+
- 5 E7b9+
- 4 G9
- 3 E7b9+
- 2 Am11
- 1 D7b9+

Key of G (continued):

- 14 G9
- 13 E9b5
- 12 Am11
- 11 D7b9+
- 10 G9
- 9 E+11
- 8 Am11
- 7 D7b9+
- 6 Bm11
- 5 E7b9+
- 4 Am11
- 3 D13b9
- 2 Bm7
- 1 E7b9

Key of G (continued):

- 16 Bm11
- 15 E7b9+
- 14 Am11
- 13 D7b9+
- 12 Bm7
- 11 E7b9+
- 10 Am7
- 9 D7b9+
- 8 Bm7
- 7 E7b9+
- 6 Am7
- 5 D13b9
- 4 Am9
- 3 D13b9

Key of G (continued):

- 10 Bm7
- 9 E7b9
- 8 Am7
- 7 D7(b9+)
- 6 Bm7
- 5 E7b9+
- 4 Am11
- 3 D13b9 OR D7b9+
- 2 Bm9
- 1 E7b9+
- Am9
- D7b9+ OR D7b9+

Key of G (continued):

- 10 Bm7
- 9 E9b5
- 8 Am7
- 7 D13 OR D7b9+
- 6 D7b9+ OR D7b9+
- 5 Bm7
- 4 E13
- 3 Am11
- 2 D7b9+
- 1 D7b9+

Key of G (continued):

- 10 Bm7
- 9 E7b9+
- 8 Am11
- 7 D7b9+
- 6 Bm7
- 5 E7b9+
- 4 Am9
- 3 D7b9+
- 2 Bm7
- 1 E7b9+
- Am11
- D7b9+
- G9