


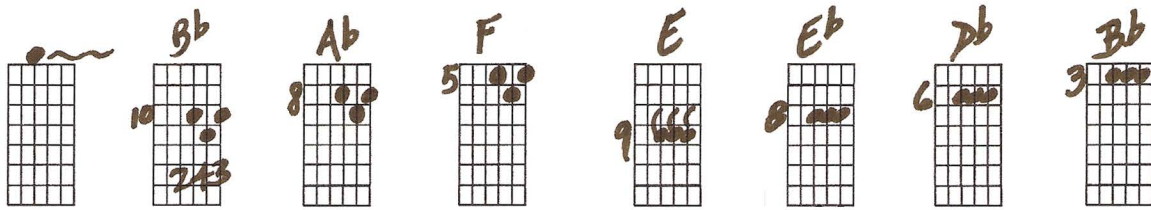
Diversity of Parallel Harmonization of Blue Line

Ted Greene
1991-09-29



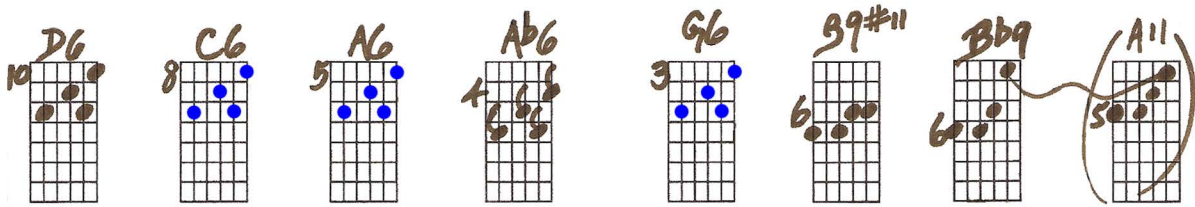
1) 1/2 step slide

Musical notation for the first row, showing a sequence of chords on a staff. A bracket under the first two chords is labeled "1/2 step slide".




2) 1/2 step slide

Musical notation for the second row, showing a sequence of chords on a staff. A bracket under the first two chords is labeled "1/2 step slide".



3)

Musical notation for the third row, showing a sequence of chords on a staff.



4)

Musical notation for the fourth row, showing a sequence of chords on a staff.

"Diversity of Parallel Harmonization of Blue Line" - Ted Greene, p.2

5)

Chord diagrams for exercise 5: B \flat , A \flat , F, E, E \flat , D \flat , B m , G, B \flat . A circled pair of diagrams (B m and G) is labeled "or reverse these two".

Musical notation for exercise 5: Treble clef, G major key signature, 4/4 time signature. Chords: B \flat , A \flat , F, E, E \flat , D \flat , B m , G, B \flat .

6)

Chord diagrams for exercise 6: D, C, A, A \flat , G, F, D, B m ^{b3}/₅, B \flat /₅, D/₃^R.

Musical notation for exercise 6: Treble clef, G major key signature, 4/4 time signature. Chords: D, C, A, A \flat , G, F, D, B m ^{b3}/₅, B \flat /₅, D/₃^R.

Bass pedal under intervals segueing to chords in motion.

7)

Chord diagrams for exercise 7: 12, 12, 9, 8, 6, 3. Final chords: B \flat /9, G/9.

Musical notation for exercise 7: Treble clef, G major key signature, 4/4 time signature. Chords: 12, 12, 9, 8, 6, 3, B \flat /9, G/9.

DIVERSITY OF PARALLEL HARMONIZATION OF BLUE LINE

9.29.91
3:20 P.M.
SUN.

Key of D

① G F D Eb C Bb G

② Bb Ab F E Eb Db Bb

③ D6 C6 A6 Ab6 G6 B9#11 Bb9 (All)

④ G13 F13 D13 F7#9 E7#9 Eb9 D7

⑤ Bb Ab F E Eb Db (Dm G Gb) (1 2 3 4 5 6 7 8 9 10 11 12)

⑥ C A Ab G F Doo (Dm Bb/5 D/3)

⑦ PEDAL under INTERVALS sequencing to chords in motion

12 xx 12