

Baroque Counterpoint: Cycle of 4ths Chord Progression

2 Bass Notes per Chord

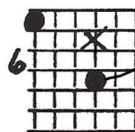
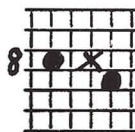

Ted Greene, 1989-07-08

Playing order: ● × □ △
○ = opt.

PICKUP NOTES

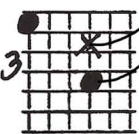
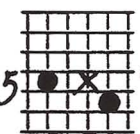
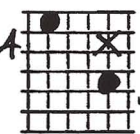
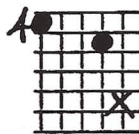
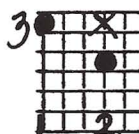

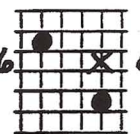



no barre!



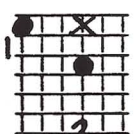
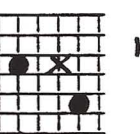
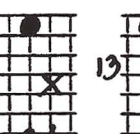
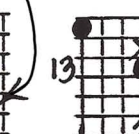
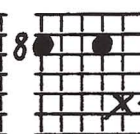
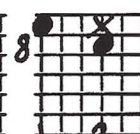
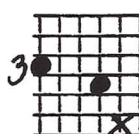
If this note sounds funny to you, go back and establish the key of Eb via some V7-I's first... then begin this page again.

no barre again please



You'll get used to these if they strike you weird at first.

beginning of a continuation



The first system consists of eight guitar chord diagrams and a corresponding musical staff. The diagrams are labeled with fret numbers: 11, 11, 11, 9, 10, 10, 10, and 8. The musical staff is in a key with two flats (B-flat and E-flat) and shows a sequence of notes corresponding to the chords above.

The second system consists of eight guitar chord diagrams and a corresponding musical staff. The diagrams are labeled with fret numbers: 8, 8, 8, 8, 8, 6, 8, and 6. The musical staff continues the sequence of notes from the first system, with some notes marked with flats.

The third system consists of three guitar chord diagrams and a corresponding musical staff. The diagrams are labeled with fret numbers: 6, 4, and 6. The musical staff concludes the sequence of notes. The word "continued" is written in cursive with an arrow pointing to the right.

[Sorry folks, we don't have a page 2 for this!]

BAROQUE COUNTERPOINT: CYCLE of 4th CHORD PROGRESSION.... 2 BASS NOTES PER CHORD

©7-8-89
Jed Malone

PICKUP NOTES

8 8 8 6 6 6 6

10 8 8 6 6 6 6

NO BARRE!
etc.

if this note sounds funny to you, go back & establish the key of E \flat via some V-I's first... then begin this page again.

3 1 4 5 3 3 8 8

NO BARRE AGAIN PLEASE

you'll get used to these if they strike you weird at first.

BEGINNING of a CONTINUATION

13 13 13 13 11 11 11 11

2 3 2 3 1 2 1 3 4

9 10 10 10 8 8 8 8

2 4 3 4 1 2 3 4

8 8 6 8 6 6 4 6

2 4 3 4 1 2 3 4

continued →