

Visualizing and Fingering Minor7b5 Runs

Given: **F#m7b5** **B7#9+** **EΔ9**

Here's the fingering now in 7 different positions:

Arpeggios just shown to help you see "where the notes are coming from."

4th position:

F#m11b5 **B7b9+**

5th position:

F#m11b5 **B7b9+**

5th position different fingering:

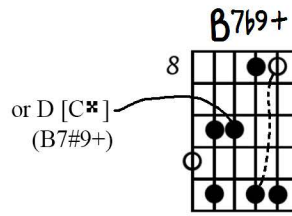
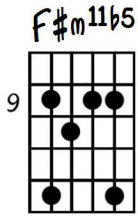

F#m11b5 **B7b9+**

7th position:

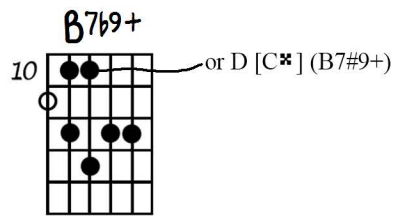
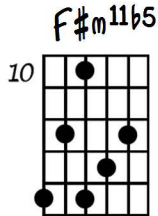

F#m11b5 **B7b9+**

"Visualizing and Fingering Minor7b5 Runs" - Ted Greene

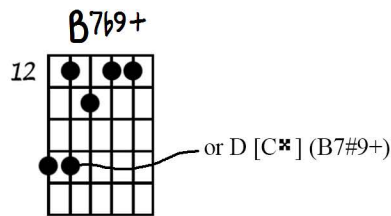
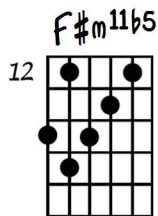

9th & 8th position:

10th & 11th position:

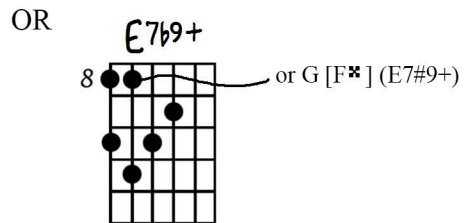
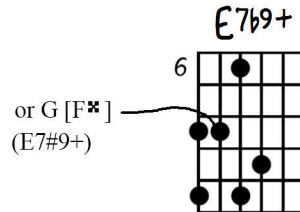
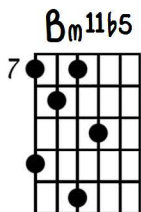




12th position:

The last position of F#m7b5 (14th fret position) is not suitable for this particular run unless you move the whole run up 1 octave, but then the run would have to be notated so high (like, would you believe 5 ledger lines above the staff for the high B note?) that most of us mortals would have a hard time reading it. So here it is as Bm7b5 instead.

7th position
(14th pos.
for F#m7b5):

1/2-6-7-8-9-10-11-12

VISUALIZING + FINGERING m7b5 RUNS

GIVEN:

Here's the fingering now in 7 different positions:

Handwritten musical notation showing 7 different positions for F#m7b5 and B7#9+ runs. Each position includes a staff with notes and fingerings (1-4).

- 4th POSITION:** F#m7b5 (1 3 4 2 2), B7#9+ (1 4 4 4 4 4 4 4), EA9. Includes a box labeled "ARPEGGIOS" with F#m7b5 and B7b9+ and the note "JUST SHOWN TO HELP YOU SEE WHERE THE NOTES ARE COMING FROM".
- 5th POS:** F#m7b5 (4 2 3 1 1 4 3), B7#9+ (4 4 4 4 4 4 4 4), EA9.
- 5th POS. DIFFERENT FINGERING:** F#m7b5 (1 2 1 4 2), B7#9+ (1 4 3 4 2 1), EA9.
- 7th POS.:** F#m7b5 (3 4 1 4 3 3 1), B7#9+ (4 2 2 1 4 4 4 4), EA9.
- 9th & 8th POS:** F#m7b5 (1 3 4 2 1 1 4), B7#9+ (2 4 4 4 4 4 4 4), EA9.
- 10th & 11th POS:** F#m7b5 (4 2 1 4 3 2 1), B7#9+ (1 4 3 4 3 1), EA9.
- 12th POS.:** F#m7b5 (3 4 1 4 3 2 1), B7#9+ (4 3 4 4 4 4 4 4), EA9.

The last position of F#m7b5 (14th fret pos.) is not suitable for this particular run unless you move the whole run up 1 octave, but then the run would have to be notated so high (like would you believe 5 ledger lines above the staff for the high B note? that most of us mortals would have a hard time reading it! So here it

Handwritten musical notation for the 14th fret position, showing Bm7b5 and E7#9+ runs with fingerings and alternative notations.

- 14th POS. for F#m7b5:** Bm7b5 (4 4 4 4 4 4 4 4), EA9. Includes fingerings (2 3) and (2 3).
- 14th POS. for E7#9+:** Bm7b5 (6 6 6 6 6 6 6 6), EA9. Includes fingerings (2 3) and (2 3).