

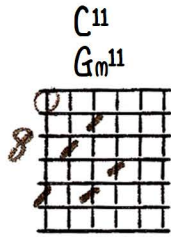
"Wes Octave Lower Note - Moving Position"

Ted Greene
1989-10-28


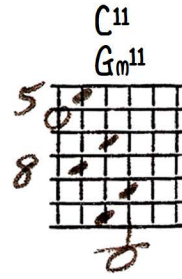
C11 (Gm11 & friends)

And minimizing use of the low string in the higher positions




Row 1



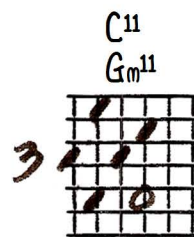
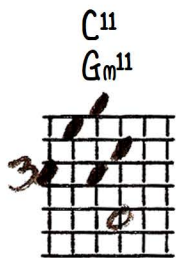
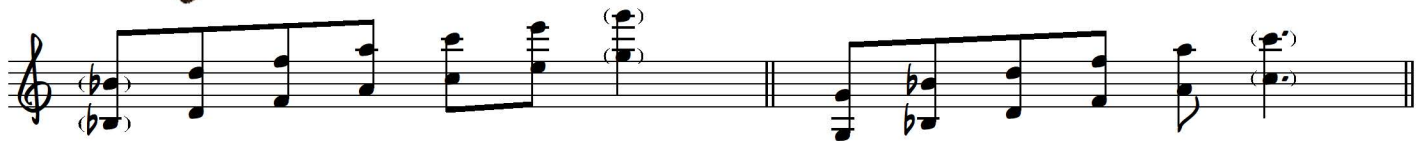
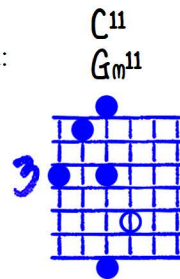
=



=



Try this first Ted:



C11
Gm11

C11
Gm11

C11
Gm11

C11
Gm11

C11
Gm11

C11
Gm11

C11
Gm11

C11
Gm11

P.1 MOVING POS. OCTAVE LOWER NOTE
CIG WES FRIENDS @ MINIMIZING USE of the low string in the high position

ROW 1

Handwritten guitar fretboard diagrams for Row 1. It consists of eight grids. The first grid shows a chord with notes on strings 1-4 at fret 0. The second grid shows a chord with notes on strings 1-4 at fret 5. The third and fourth grids show chords with notes on strings 1-4 at fret 8. The fifth grid shows a chord with notes on strings 1-4 at fret 8 and a bass note on string 6 at fret 0. The remaining three grids are empty.

1st fret

Handwritten guitar fretboard diagrams for the 1st fret section. It consists of eight grids. The first grid shows a chord with notes on strings 1-4 at fret 0. The second and third grids show chords with notes on strings 1-4 at fret 1. The fourth grid shows a chord with notes on strings 1-4 at fret 1 and a bass note on string 6 at fret 0. The fifth, sixth, seventh, and eighth grids show chords with notes on strings 1-4 at fret 3. The remaining three grids are empty.

Handwritten guitar fretboard diagrams for the 3rd fret section. It consists of eight grids. The first grid shows a chord with notes on strings 1-4 at fret 0. The second grid shows a chord with notes on strings 1-4 at fret 3. The third grid shows a chord with notes on strings 1-4 at fret 3 and a bass note on string 6 at fret 0. The remaining five grids are empty.

A row of eight empty guitar fretboard grids.

A row of eight empty guitar fretboard grids.