

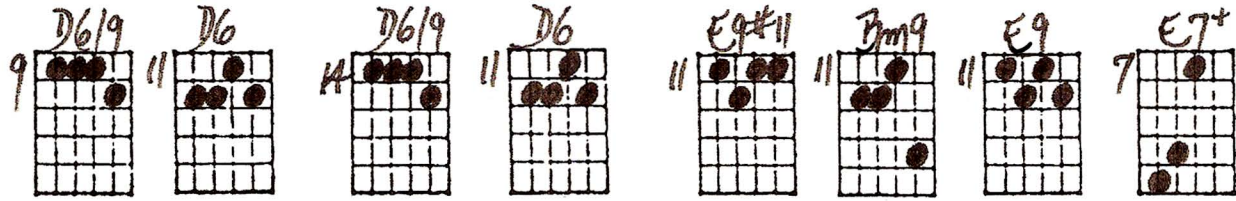
# WATCH WHAT HAPPENS

Ted Greene  
1980-02-04

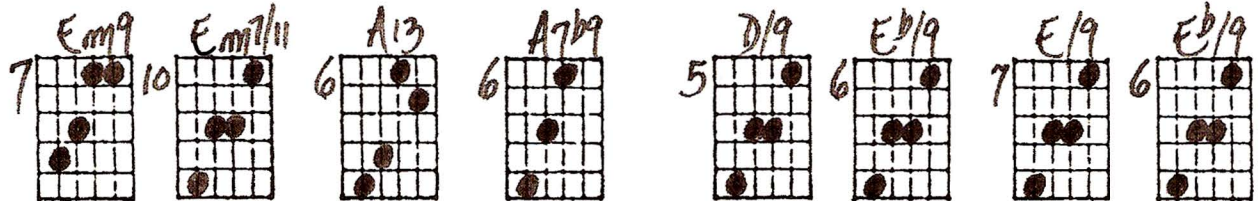
Comping: V-2 & V-1, Middle Strings

Two beats per chord.

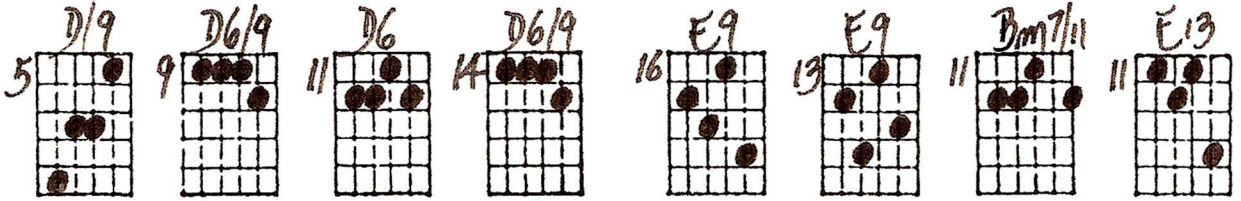
Key of D



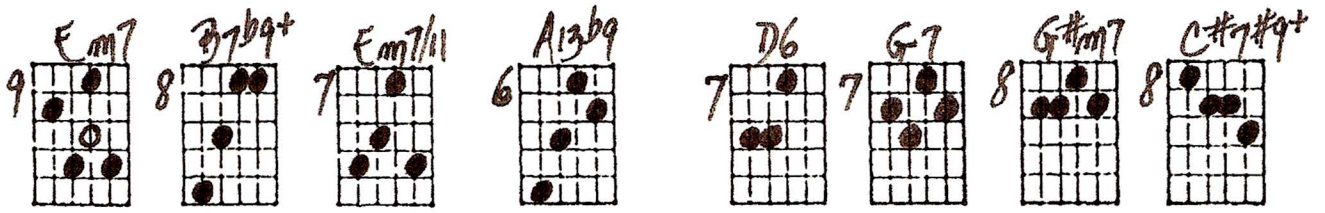
Musical notation for the first line. The top staff shows guitar chords: D6/9, D6, D6/9, D6, E9#11, Bm9, E9, E7+. The bottom staff shows a vocal line with lyrics: "I. Let some-one start be-liev-ing in you, let him hold out his". Chords DΔ7 and E9 are indicated above the vocal line.



Musical notation for the second line. The top staff shows guitar chords: Em9, A13, A7b9, D/9, Eb/9, E/9, Eb/9. The bottom staff shows a vocal line with lyrics: "hand, let him touch you and see what hap-pens". Chords Em9, A7, DΔ7, EbΔ7, EΔ7, and EbΔ7 are indicated above the vocal line.

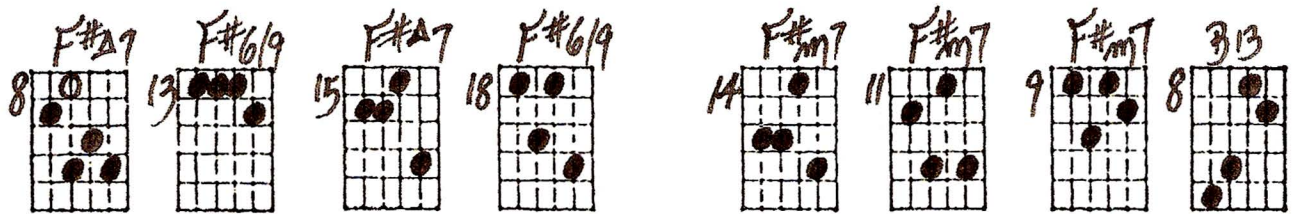


Musical notation for the third line. The top staff shows guitar chords: D/9, D6/9, D6, D6/9, E9, E9, Bm7/11, E13. The bottom staff shows a vocal line with lyrics: "2. One some one who can look in you eyes, and see in-to your". Chords DΔ7 and E9 are indicated above the vocal line.



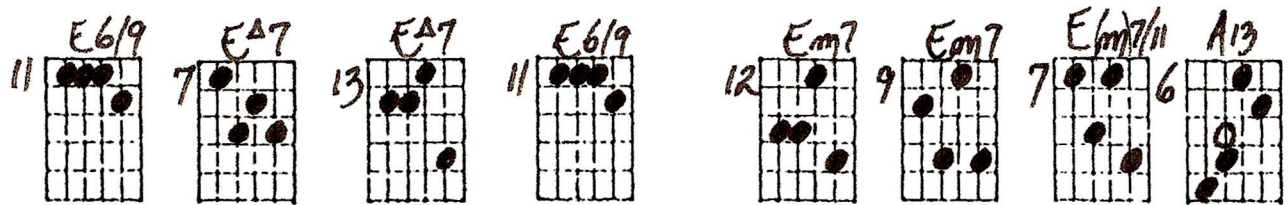
13

heart, let him find you and watch what hap - pens.



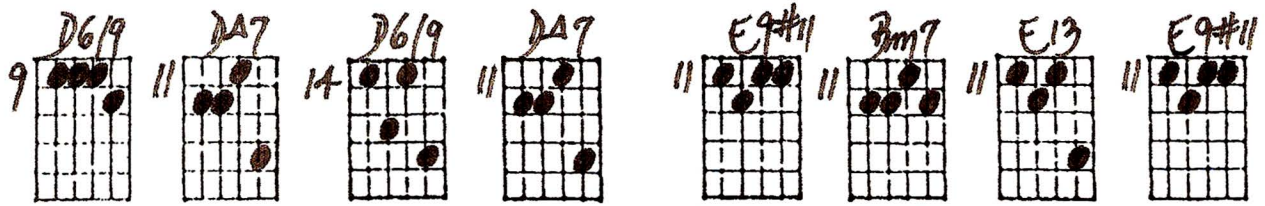
17

Cold, no I can't be - lieve your heart is cold. May - be



21

just a - fraid to be bro - ken a - gain.

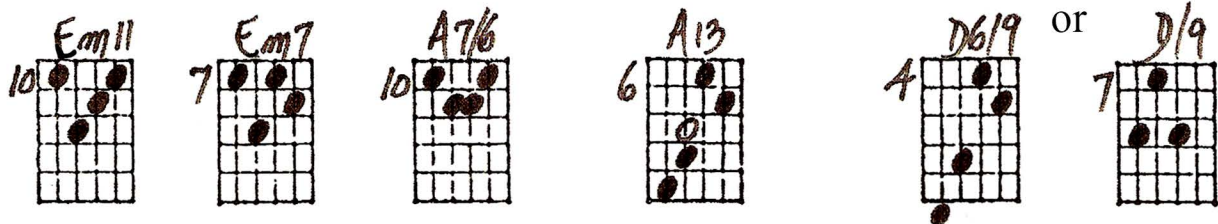


25

DΔ7

E<sup>9</sup>

3. Let some one \_\_\_\_\_ with a deep love to give, give that deep love to



29

Em<sup>9</sup>

A7

D

you, and what mag - ic you'll see, let

32

D# C# D D# C# D

some - one give his heart, some - one who cares like me.

Assignment: 1) Learn as given in the key of D. 2) Transpose and learn in the key of Eb.

V-2+V-1  
MIDDLE STRINGS

# COMPING: WATCH WHAT HAPPENS

2-4-90  
© Joe Pass

ASSIGNMENT: ① LEARN AS GIVEN in the key of D  
② TRANSPOSE & LEARN in the key of E<sup>b</sup>

2 BEATS  
PER CHORD

9 D6/9	11 D6	4 D6/9	11 D6	11 E9#11	11 Bm9	11 E9	7 E7+	7 Em9	10 Em7/11
6 A13	6 A7b9	5 D/9	6 E <sup>b</sup> /9	7 E/9	6 E <sup>b</sup> /9	5 D/9	9 D6/9	11 D6	14 D6/9
16 E9	13 E9	11 Bm7/11	11 E13	9 Em7	8 B7b9+	7 Em7/11	6 A13b9	7 D6	7 G7
8 G#m7	8 C#m7b9+	8 F#m7	13 F#6/9	15 F#m7	18 F#6/9	14 F#m7	11 F#m7	9 F#m7	8 B13
11 E6/9	7 EA7	13 EA7	11 E6/9	12 Em7	9 Em7	7 F(m7)/11	6 A13	9 D6/9	11 DA7
14 D6/9	11 DA7	11 E9#11	11 Bm7	11 E13	11 E9#11	10 Em11	7 Em7	10 A7/6	6 A13
4 D6/9 or D/9	7 D/9								