



# BLUESETTE

Comping In the Middle Strings with V-2 and Friends  
Keys of G, F, and D


○ = opt.

Three beats per chord unless marked otherwise, or play rubato for warmth

Key of G



Musical notation for the first system, including guitar chords and lyrics: "Poor lit - tle, sad lit - tle blue Blues - ette,"

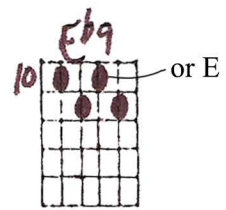
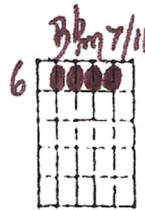
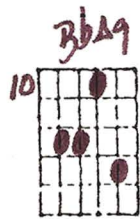


Musical notation for the second system, including guitar chords and lyrics: "don't you cry, don't you fret."



Musical notation for the third system, including guitar chords and lyrics: "You can bet one luck - y day you'll wak - en"

"Bluesette" - Ted Greene Comping, keys of G, F, and D, p. 2



Musical notation for measures 13-16. Treble clef with a key signature of one sharp (F#). Bass clef with lyrics: and your blues will be for - sak - en.



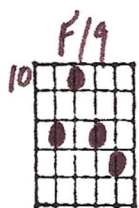
Musical notation for measures 17-20. Treble clef with a key signature of one sharp (F#). Bass clef with lyrics: One luck - y day love - ly love will come your



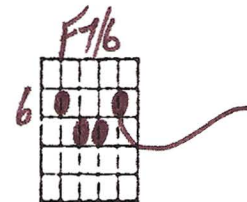
Musical notation for measures 21-24. Treble clef with a key signature of one sharp (F#). Bass clef with lyrics: way.

Also practice this arrangement down one 1/2 step in the key of Gb.  
 Use sensible enharmonic switches.  
 Be ready because I'll expect you to play it in both keys.



Key of F



25



29



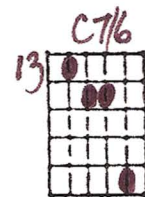
33

"Bluesette" - Ted Greene Comping, keys of G, F, and D, p. 4



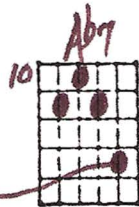
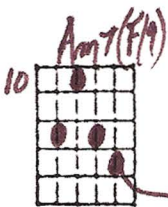
37

find a some - one to be true to.



41

Two lov - ing arms he can nest - le in and

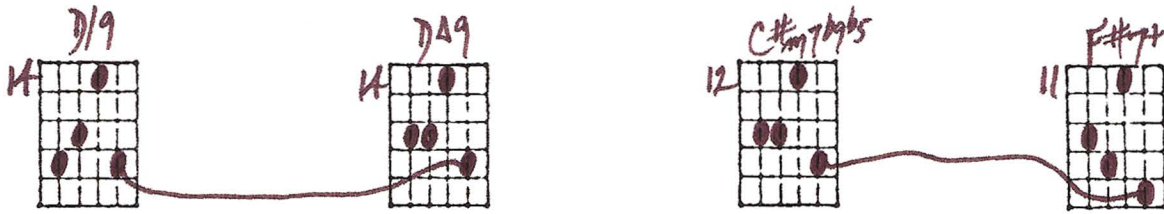


45

stay.


As above, transpose this down a 1/2 step into the key of E and do right for yourself. And in the key of Eb too. That's 3 keys in all you should be ready in here (including NAMES of the chords).

Key of D



49

Poor lit - tle, sad lit - tle blue Blues - ette,



53

don't you cry, don't you fret.



57

You can bet one luck - y day you'll wak - en

"Bluesette" - Ted Greene Comping, keys of G, F, and D, p. 6

Also do this arrangement in the keys of Db and C.  
Watch the tied notes very carefully.

Key of G

# BLUEJETTE - COMPING in the MIDDLE STRINGS with ♯2 + friends

11-10-84  
© Ad Johnson

3 BEATS PER CHORD UNLESS MARKED OTHERWISE OR PLAY RUBATO FOR VARIETY

Key of G

Also practice this arr. down one  $\frac{1}{2}$  step in the Key of F. Use suitable diatonic scales. Be ready because I expect you to play it in both keys.

Key of F

As above, transpose this down a  $\frac{1}{2}$  step into the Key of E and do right for yourself.

And in the Key of Eb for that. Be ready in all you should be ready in both (including NAMES of the chords)

Key of D

Also do this arrangement in the keys of Ab and C. Watch the tied notes very carefully.

# BLUESETTE - TOOTS THIELEMANS

S. 247

Handwritten musical score for "Bluesette" by Toots Thielemans. The score is written on two staves in G major (one sharp) and 3/4 time. The first staff contains measures 1-8, and the second staff contains measures 9-16. The piece concludes with a double bar line and repeat dots.

**Staff 1:**

- Measure 1: G $\Delta$ 7
- Measure 2: F $\sharp$  $\Delta$ 7
- Measure 3: B7
- Measure 4: Em7
- Measure 5: A7
- Measure 6: Dm7
- Measure 7: G7
- Measure 8: C $\Delta$ 7

**Staff 2:**

- Measure 9: B $\flat$  $\Delta$ 7
- Measure 10: B $\flat$ m7
- Measure 11: E $\flat$ 7
- Measure 12: A $\flat$  $\Delta$ 7
- Measure 13: Am7
- Measure 14: D7
- Measure 15: Bm7
- Measure 16: B $\flat$ 7
- Measure 17: Am7
- Measure 18: D7