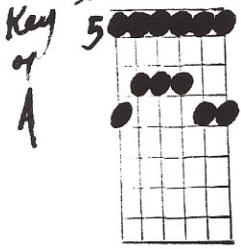


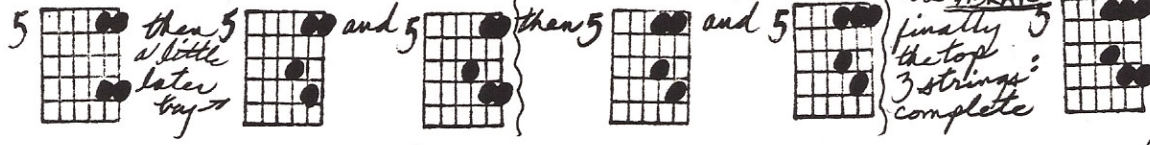
The PENTATONIC BLUES SCALE

This is the most popular scale for blues and Rock + Roll - more riffs & licks have been played from these notes than all the other scales combined (at least in a blues or rock setting). So, a working fluency with it is something you want to acquire, at worst just to see what your predecessors have been up to.


This position of the scale has been the most favored by virtually everyone who uses the blues scale in their playing. So get acquainted, if you're not already. Once you can play it reasonably well, try tapping your foot, setting up a strong groove of one type or another, and phrasing the notes in little groups, mixing the notes up in different ways. Focus on the top strings first (the skinnier ones): take a few notes at a time, gradually adding more. EX:



TAKE YOUR TIME WITH EACH DIAGRAM - REALLY EXPLORE. * TRY HAMMER-ONS, PULL-OFFS, BENDS, SLIDES and ACCENTS to help the musicality of it all. ALSO: When playing adjacent notes with one finger, you don't want to hop, you want to roll. Ask for help if need be.

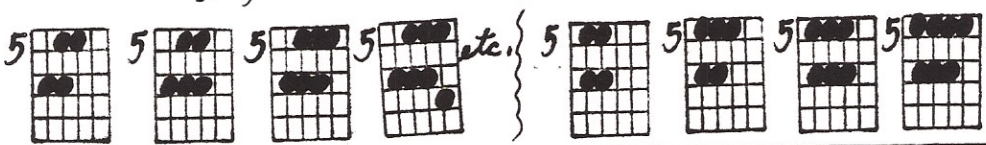


Now including the 4th string:



IF YOUR EARS START TO GET BORED, MOVE ALL THIS TO THE KEY OF D.

And bringing in the 5th string now:



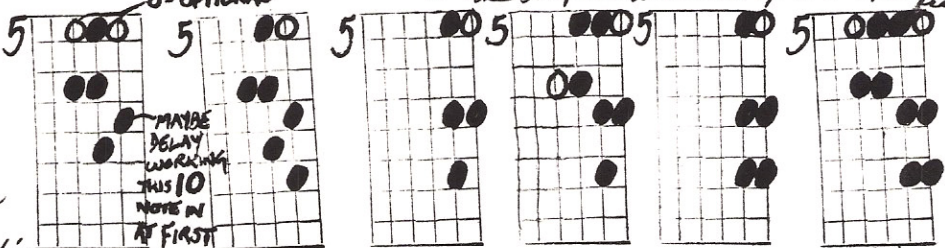
And finally bring in the 6th string little by little. We'll come back to this position very soon. But first we're going to deal with another important one.

The 2nd important area for us will be presented without all 6 strings (don't worry why for now, just relax and absorb it):



Learn this group of 5 notes gradually and when you feel comfortable, move on to the following -> Master each diagram before moving to the next.

CONNECTING BOTH POSITIONS



(1) Slide or shift from one to to the other (2) Use "SPREAD" or "STRETCH" fingering from the 5th pos. to reach up to the 10th fret.

Work in both ascending + descending directions and of course, mix the notes up in many orders and in many phrasings (which, by the way, are separate concepts).

