

Sustained Melodic Patterns Coalescing in Modern Chords

(Try in all 5-, 6-, and 7-note scales.)

From all degrees. Do on all string sets. Also phrase everything in '3.'

Also, try rhythmic displacement and/or omitting the first note.


F Overtone Dominant

C Melodic Minor

[Key signature with 1 flat: Eb]

3rds in Descent

1) 


2) 


7th - 8th position
and higher as you go.

Sustain where possible and attractive from here on.

3) 


Rhythmic displacement: try starting this as if it were on "4."

3a) 

4) 

Try similar
in 5ths

On high
strings

1) 

Or start some in scale

with right hand

3rds in Ascent

7 High strings,
5th thru 7th position

10 8th - 10th position

1)

Patterns with a 2 or 4 feel in "3 or 6" groove are happening!

In '3'

8th - 10th
position

8

3

5

7

E Melodic Minor

5

7

or

With some 4ths

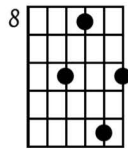
2

5

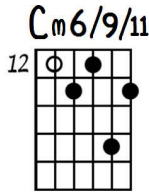
Out of position

7


9



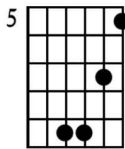
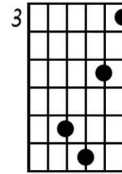
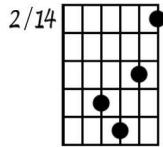
8th position



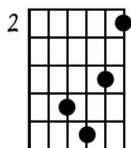
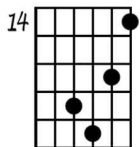
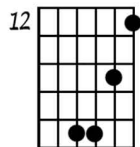
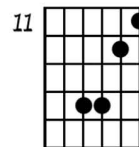
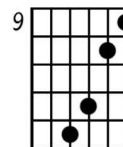
Do in 3 feel



And don't forget other string set



Also



(And continues to m6/9/11 when doing this on other string sets.)

And on all the other degrees.



SUSTAINED MELODIC PATTERNS COALESCING IN MODERN CHORDS

12.8.80
© Paul Evans

FOURTH ONE JAW
C MELODIC MINOR

3RDS IN DESCENT 8th pos

F13#4

11th pos 8th pos

(TRY IN ALL 5, 6 + 7 NOTE SCALES from ALL degrees so on ALL strings etc)

7th-8th HIGHER as you go

8th pos. (10)

SUSTAIN WHERE POSSIBLE + ATTRACTIVE FROM HERE ON

ALSO PHRASE EVERYTHING IN '3'

ALSO TRY RHYTHMIC DISPLACEMENT 4th ONWARDS THE 1ST NOTE

RHYTHMIC DISPL. Try starting this as if it were a '4'

11th pos. 10th pos.

ON HIGH STRINGS

starts same in scale

TRY SIMILAR IN 5th 3

3RDS IN ASCENT

HIGH STRINGS 5th FROM 7th POS. 8th-10th pos.

* PATTERNS w/ R. HAND TO USE IN '3' a 2 or 4 part in 3 or 6 groove are HAPPENING!

8th-10th pos

E MELODIC MINOR

with some 4ths

OUT OF POSITION

8th pos.

comb 4/11

AND DON'T FORGET OTHER STRING SET

(1) 2 2 + 2 1

(2)

* and continue to melodic when done other strings

and on all the other degrees

ALSO

4ths? 5ths? 6ths?