

PENTATONIC MAJOR

blue = editorial additions

Groups of 3 (or 6)

Series 1

Key of C

1)

Descend now....

2)

Etc., as above

3)

Etc.

4)

Etc.

5)

Etc.

Descending Type 1

1) Etc.

2) Etc.

Descend on the other 3 positions too, please.

Ascending Type 2

Descending Type 2

1) Etc.

1) Etc.

Do this, as you may suspect, in the other four positions.

Again, also to be done in the other four positions.

"Pentatonic Major" - Ted Greene, 1989-07-24 (p. 2)

Sustain the 1st two notes in each group of 6.

Sustain the 4th note (in each group of 6) thru the 5th, and if you like, the 6th note too.

Feel everything in 3/4 and in '3'

Key of Db

1)

2)

3)

4)

5)

6)

"Pentatonic Major" - Ted Greene, 1989-07-24 (p.3)

Use the usual substitutions as on p.1. And, as before, feel in '3/4' and '3'

Key of E

1)

2)

Try the usual sustains. As usual, feel in '3/4' and '3'

Key of Eb

1)

2)

3)

4)

GROUPS of 6 : PENTATONIC MAJOR

©1974-89
Jed Johnson

Feel everything
in 3/4 and in 3!

①
Kump D^b

SUSTAIN THE 1ST 2 NOTES IN EACH GROUP OF 6.

SUSTAIN the 4th note (in each group of 6) thru: the 5th + if you like, the 6th note too.

②

③

④

PULL-OFF PINKY SLIDE PULL-OFF

SUBST. TONE: 7 for 8

⑤

⑥


Groups of 6 : Major Pent.

©7-24-89
Jed Johnson

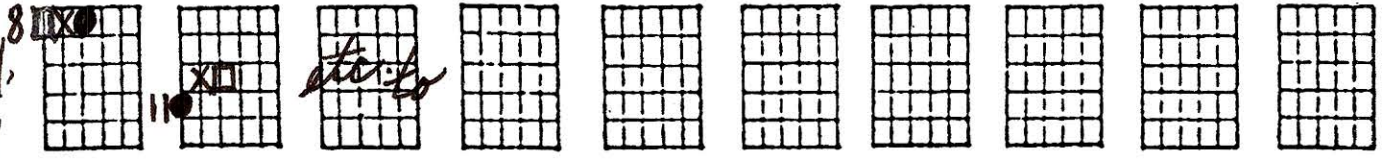
PLAYING ORDER: ● X □ ▲

① Key of E^b

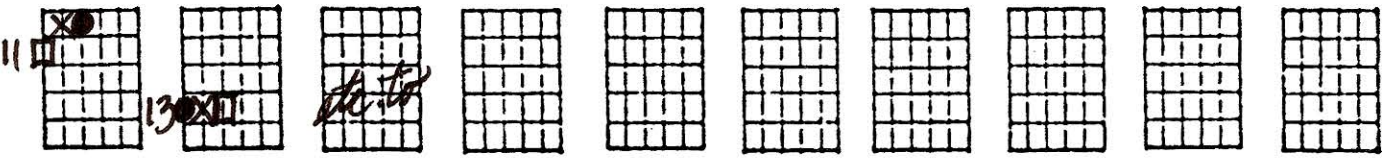
try the usual sustains



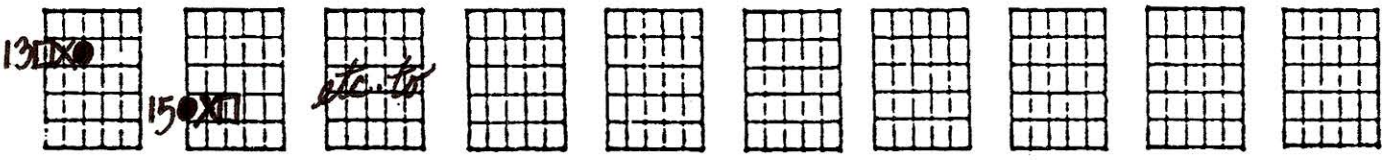
② usual, feel in 3/4 & 3/4



③



④



⑤

