

Harp (Harmonic) Technique (Sustained Scales)

(ala Chet Atkins, Lenny Breau)

All listed chord forms will produce an ascending and descending 5 or 6-note sustained scale when used with the given pattern.

Basic 6 String Pattern for the Right Hand:

[H = harmonic] H H H H H H H
[String:] 4 6 3 5 2 4 1 3 1 4 2 5 3 6 4

Major Types

Chord diagrams for Major Types:

- AΔ9, A6#11, AA7#11, A6/9#11, AΔ9, AΔ13, A6/9#11, AA7#11
- AA7#11, AA7/6, A6/9, AΔ9, AA7#11, Eb6#11, EbΔ7#11, Eb6/9#11
- EbΔ9#11, EbΔ9, EbΔ9, EbΔ7#11, DΔ7/6, D6/9, DΔ9, D6#11, D6/9#11, DΔ9#11, DΔ13, DΔ7#11, DΔ7/6
- F#m11, F#m11, F#m9, F#m9, F#m11, F#m11

Annotations: "start with 'H' here", "Doubling", "Or just the bottom 5 notes", "Thumb", "m7/11", "(13) m7/11", "13 m7/11".

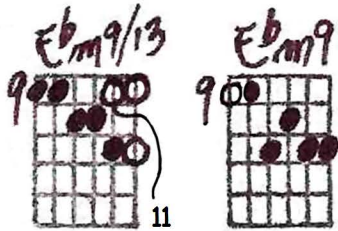
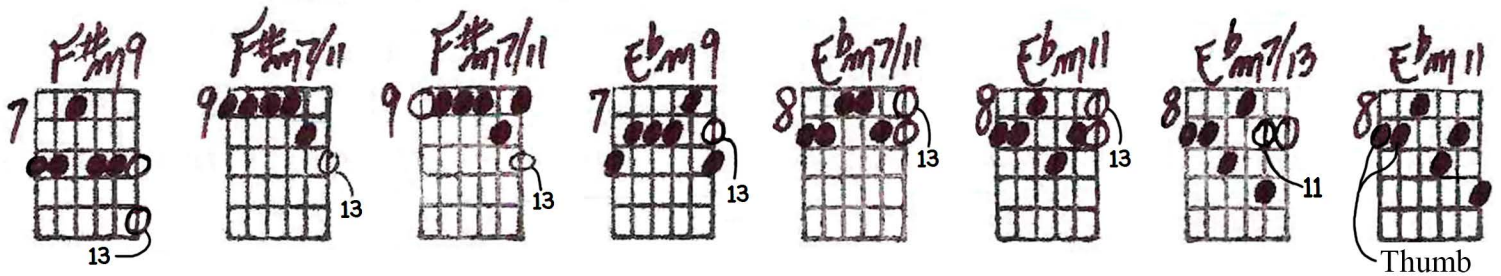
Minor 7th Types

(Also see Relative Majors)

Chord diagrams for Minor 7th Types:

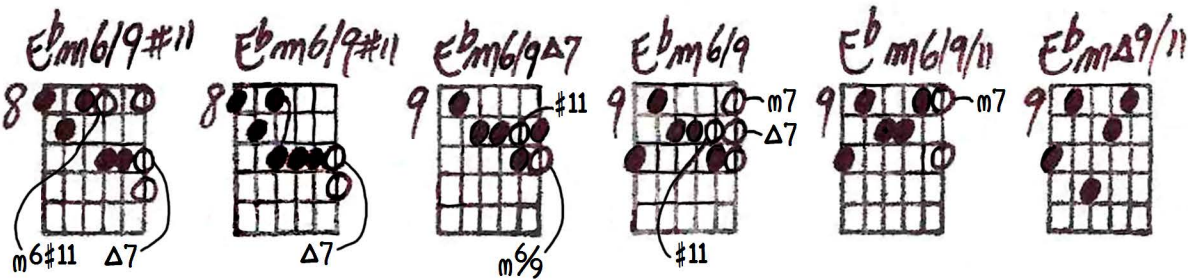
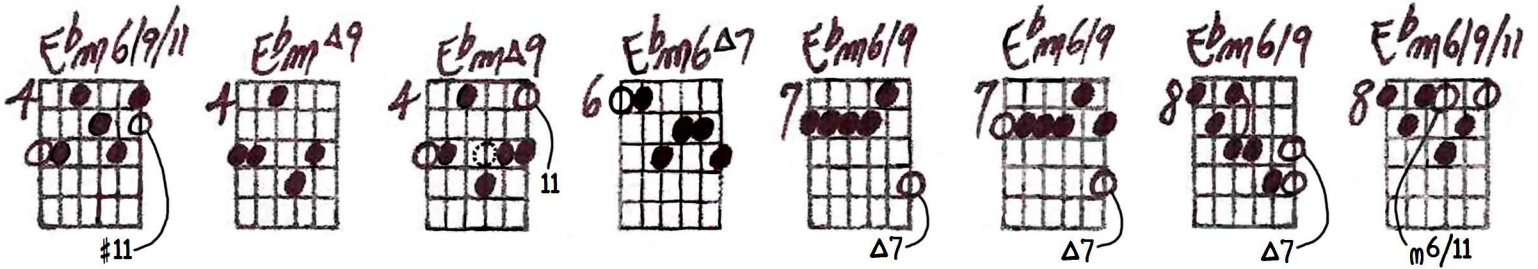
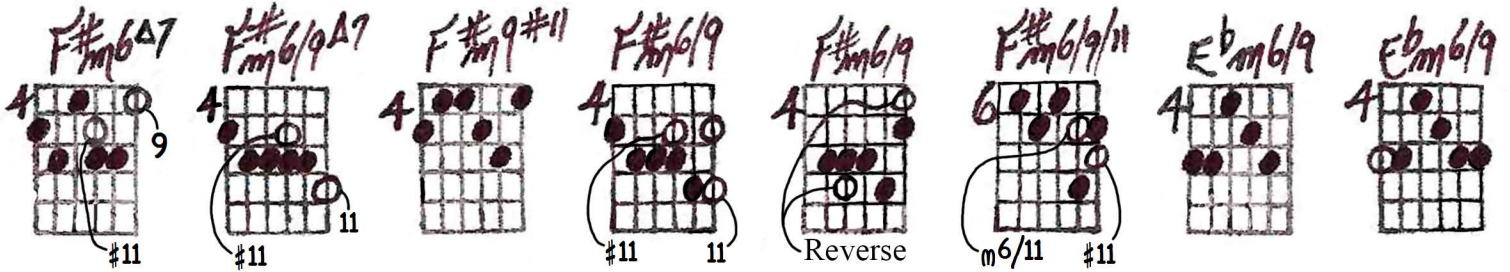
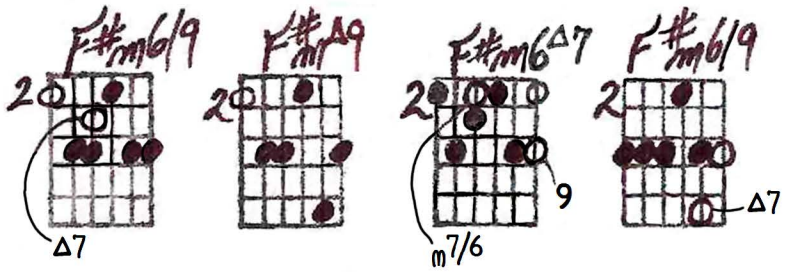
- F#m11, F#m11, F#m9, F#m9, F#m11, F#m11

Annotations: "m7/11", "(13) m7/11", "13 m7/11".



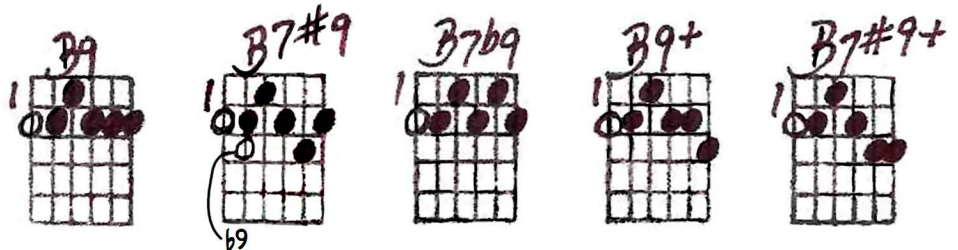
Minor 6th Types

Also:
F#m6 types =
Ebm7b6 types



Dominant 7th Types

Notice that almost all dominant 7th type chords are related to some dominant 7th type a flat 5th higher.
Example: E7#9+ = B13(#11)



|----- Or just the bottom 5 strings -----|

6 C13b9sus C11 6 C13sus 6 C13#11

+ (#5)

1st
Inversions:

(G9/11)
G11 G7/11 G7#11

G7#9#11 G7#11+ G9#11 G7b9#11 G7b9+(4) G7b9#9+ G7b9#11 G7b9

7#11 7#9#11+ #9 #11 #11 #9

G7b9+ G7b9#9+ G9#11 G9#11 G9 G9+ G9#11+ G13

13b9 13b9#9 7#9#11 131142 #11 b9 b5 b9

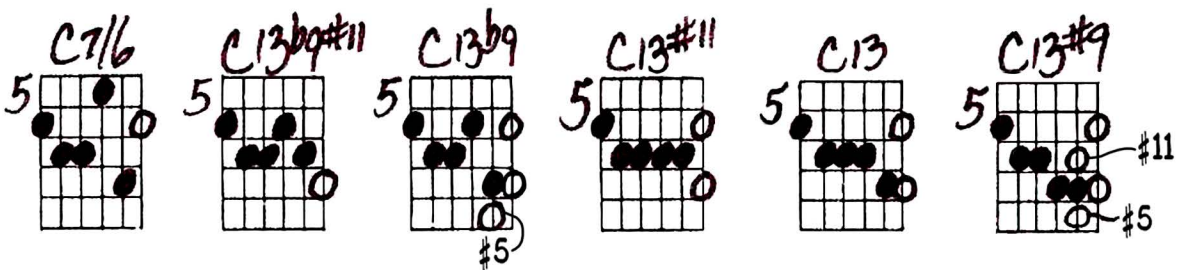
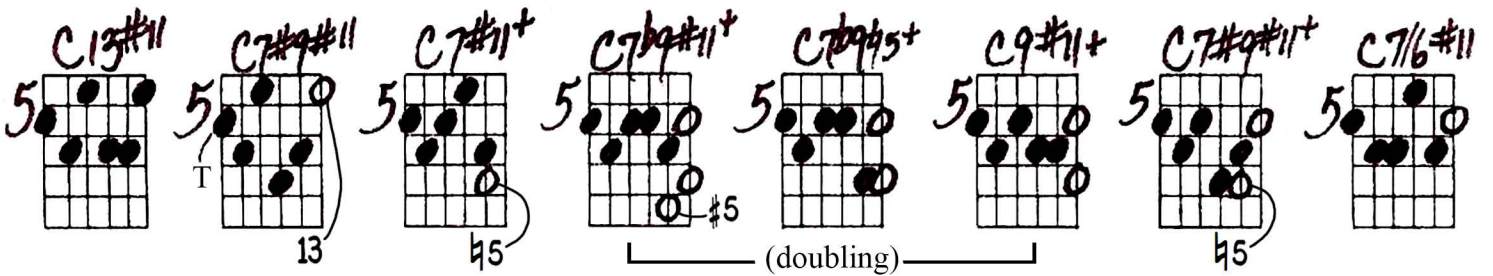
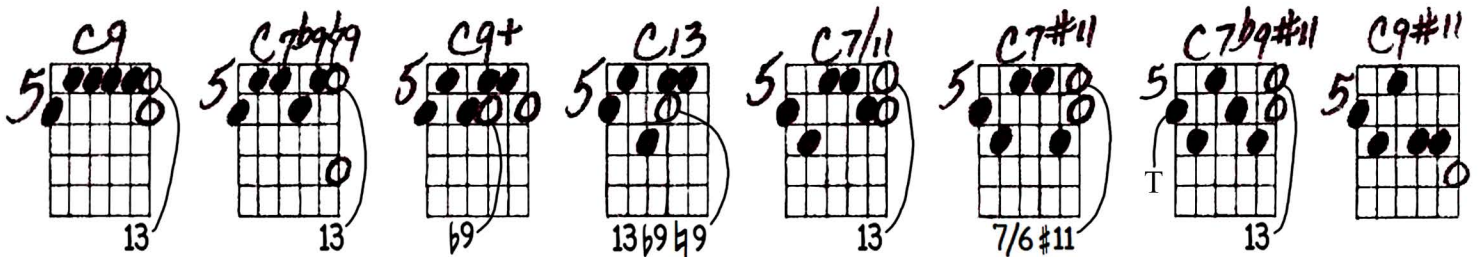
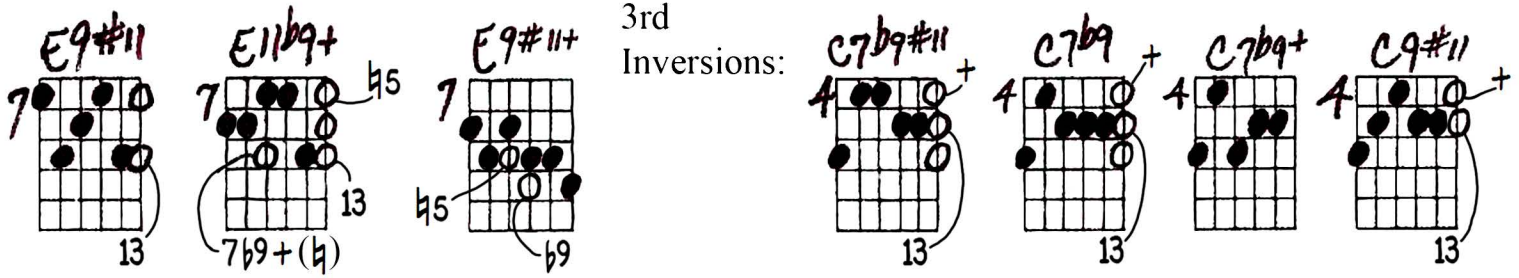
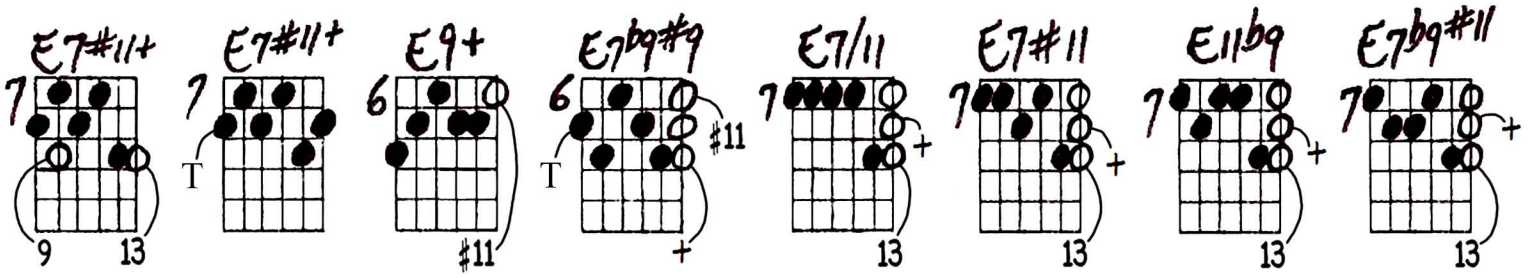
(!)

G7#9 G7#9+ G7#9#11+ G7#9b9+ G7#9b9+ G13#9 G13#9#11 G13#9b9

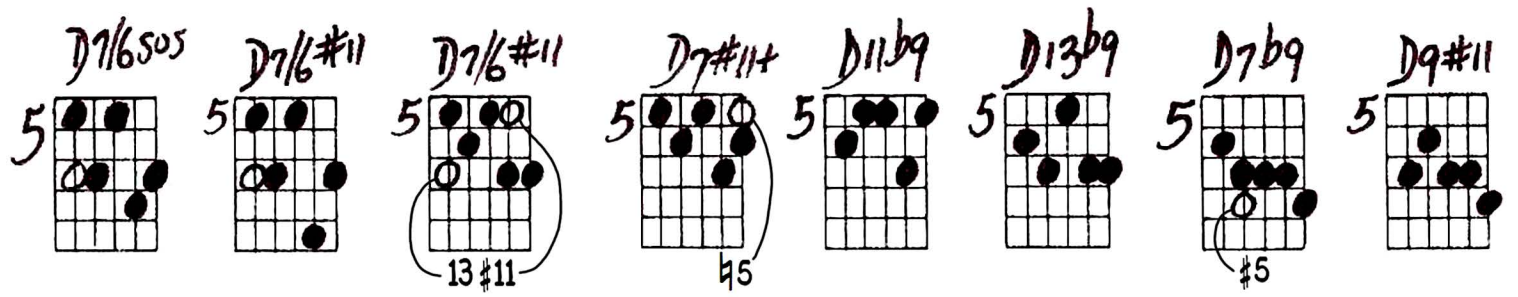
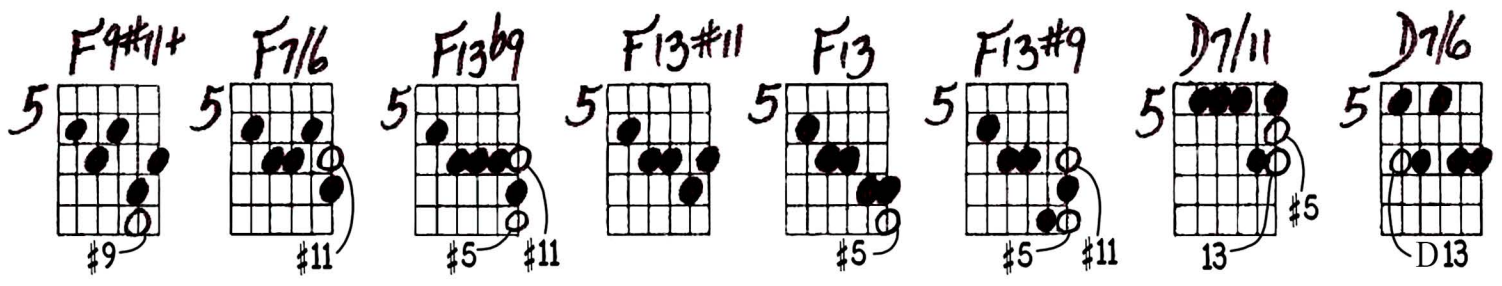
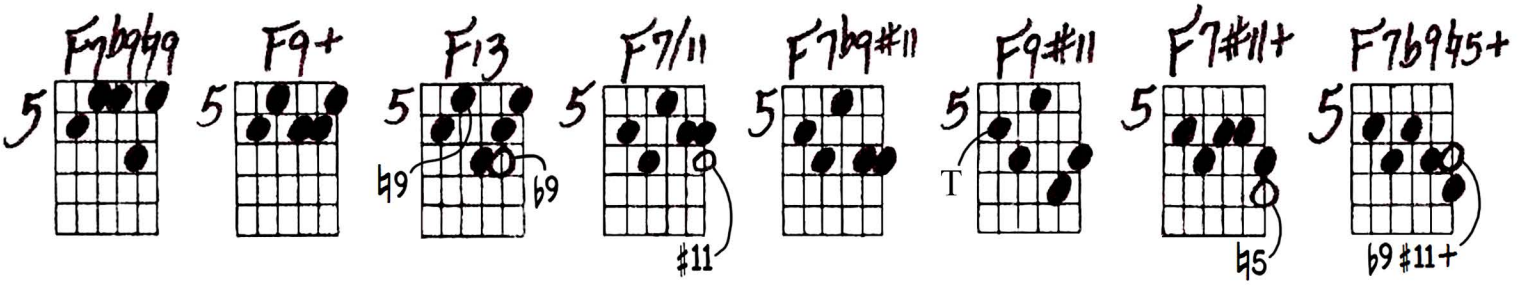
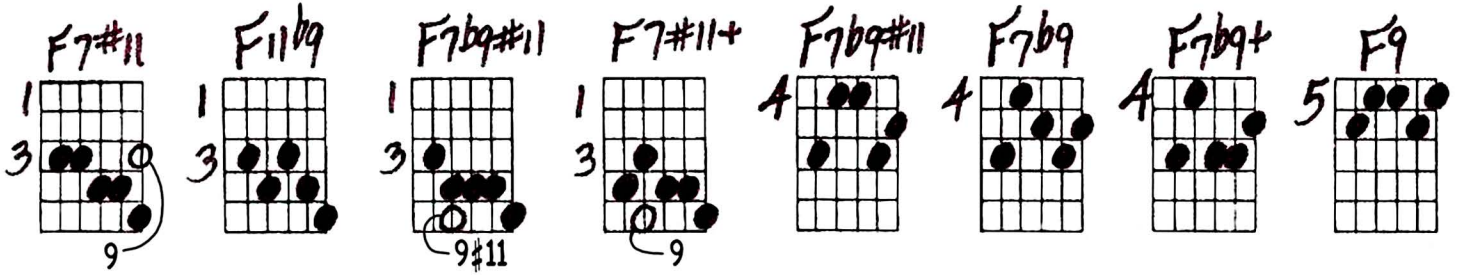
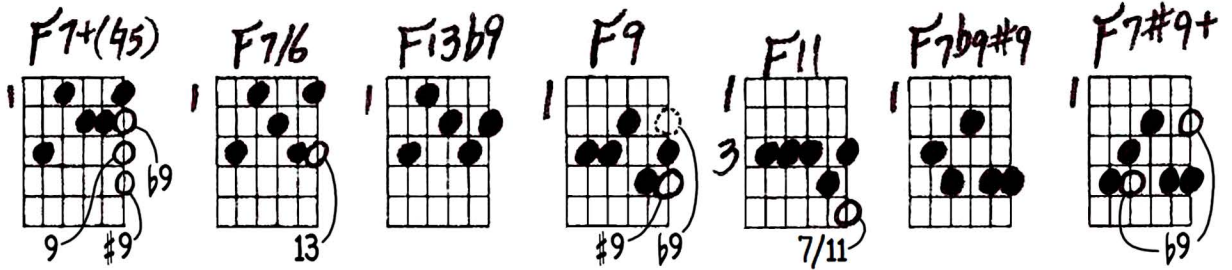
b9 #11 b9 #11 b9 #11 b5 b5 + +

G13#9b9 G7/11 2nd Inversions: E7+(4) E7b9+(4) E7/6 E13b9 E13

b9 G11 #11 #9 #11 + #11 #9



Top 5 Strings



Diminished Types:

On top 5 strings:

Row 1: C^o7/b7 (5), C^o7/11/b7 (4), C^o7/9/b7 (6), (C^o7/11) (5), C^o7/9 (1), C^o7add3 (2), C^o7+ (2)

Row 2: C^oΔ7(6) (3), A^o7(45) (2), A^oΔ7(6) (2), A^o7/9 (3), A^o7/43 (4), F#^o7+ (1), F#^o7/9 (2), F#^o7add3 (3)

Row 3: F#^o7/45 (4), F#^oΔ7/45 (4), Eb^oΔ7(6) (1), Eb^o7/45 (3), Eb^o7/b7 (4), Eb^o7/11 (2)

Additional markings: Δ7, #5, 9, 11

HARP (HARMONIC) TECHNIQUE (SUSTAINED) SCALES

8-27-79
© Ted Greene

(ALAS CHET Atkins, LENNY BREAU)

6 STRINGS
BASIC PATTERN FOR THE RIGHT HAND:

4 3 5 2 4 1 3 1 4 2 5 3 6 4

ALL LISTED CHORD FORMS
WILL PRODUCE AN ASCENDING
AND DESCENDING 5 OR 6 NOTE SUSTAINED SCALE WHEN USED WITH THE GIVEN PATTERN

MAJOR TYPES:

AA9 AG#11 AA7#11 AG19#11 AA9 AA13 AG19#11 AA7#11 AA7/6 AG19 AA9 AA7#11

Eb6#11 Eb7#11 Eb6/9#11 Eb9#11 Eb9 Eb9 Eb9 Eb7#11 D7/6 D6/9 DA9 D6#11 D6/9#11

MINOR 7th TYPES:

DA9#11 DA13 DA7#11 DA7/6

F#m11 F#m11 F#m9 F#m9 F#m11 F#m11 F#m9

MINOR 6th TYPES:

F#m7/11 F#m7/11 Ebm9 Ebm7/11 Ebm11 Ebm7/13 Ebm11 Ebm9/13 Ebm9

ALSO: F#m6 TYPES = Ebm7b5 TYPES

F#m6#9 F#m6/9 F#m6#7 F#m6/9#7 F#m9#11 F#m6/9 F#m6/9 F#m6/9#11 Ebm6/9 Ebm6/9 Ebm6/9#11 Ebm9

Ebm9 Ebm6/9 Ebm6/9 Ebm6/9 Ebm6/9#11 Ebm6/9#11 Ebm6/9#11 Ebm6/9#7 Ebm6/9 Ebm6/9#11 Ebm9#11

NOTICE THAT ALMOST ALL DOM. 7th TYPE CHORDS ARE RELATED TO SOME DOM. 7th TYPE A FLAT 5th HIGHER. EX: E7#9+ = Bb7#11

DOMINANT 7th TYPES:

B7 B7#9 B7b9 B9+ B7#9+ B7b9+ B9#11 B7#9#11 B7b9#11 B13 B13b9 B13sus B13#9sus

Ab7/6 Ab7/6 Ab13 Ab7/6sus Ab13sus Ab9/6#11 Ab7/6#11 Ab13#11 Ab9b5+ Ab7b9b5+ Ab9b5+ Ab7b9b5+ Ab7/11

Ab11b9 Ab11b9 Ab13b9 Ab7b9#11 Ab9+ C9#11 C9#9+ C7b9 C7b9+ C9#11 C9 C9+ C13

6 C7#9#11 C7#9 C7#9+ C13#9 C11b9 C11b9+ C13b9sus C11 C13sus C13#11

1 5 7: G11(E9#11) G7/11 G7#11 G7#9#11 G7#11+ G9#11 G7b9#11 G7b9+(#) G7b9#9+ G7b9#11 G7b9 G7b9+

INVERSIONS: G7b9#9+ G9#11 G9#11 G9 G9+ G9#11+ G13 G7#9 G7#9+ G7#9#11+ G7#9b9+ G7#9b9+

7 9: G13#9 G13#9#11 G13#9b9 G13#11 G7/11 2ND INVERSIONS: E7#11 E7b9+(#) E7/6 E13b9 E13

7 9: E7#11+ E7#11 E9+ E7b9#9 E7/11 E7#11 E11b9 E7b9#11 E9#11 E11b9+ E9#11+

3 4: C7b9#11 C7b9 C7b9+ C9#11 C9 C7b9#9 C9+ C13 C7/11 C7#11 C7b9#11 C9#11

INVERSIONS: C13#11 C7#9#11 C7#11+ C7b9#11+ C7b9#11+ C9#11+ C7#9#11+ C7/6#11 C7/6 C13b9#11 C13b9 C13#11

5: C13 C13#9 F7+(45) F7/6 F13b9 F9 F11 F7b9#9 F7#9+ F7#11

1 3: F11b9 F7b9#11 F7#11+ F7b9#11 F7b9 F7b9+ F9 F7b9#9 F9+ F13

5: F7/11 F7b9#11 F9#11 F7#11+ F7b9#11+ F9#11+ F7/6 F13b9 F13#11 F13 F13#9

TOP 5 STRINGS (5 strings)

5 D7/11 D7/6 D7/6sus D7/6#11 D7/6#11 D7#11+ D11b9 D12b9 D7b9 D9#11 D9 D9+

D7#11 D9#11 D9#11+ D7b9#11 D7b9+(4) D7b9#11+ D7b9#11 D7b9 D7b9+ D9#11

D7#9#11 D9 D9+ D13 D7#9 D7#9+ D13#9 D7b9#9+ D7#9#11 D9 D9+ D13 D7#9 D7#9+ D13#9 D7b9#9+

DIMINISHED TYPESE

A07/9 A07add3 A07+ A07(6) F#07(45) F#07(6) F#07/9 F#07(43) F#07(6) F#07(43)

Eb07+ Eb07/9 Eb07/45 Eb07/9 Eb07add3 Eb07(6)

C07(6) C07+ C07/45 C07b7 C07/11 C07/9 C07(11)

LOW TOP STRINGS:

C07/9 C07add3 C07+ C07(6) A07(45) A07(6) A07/9 A07/43

F#07+ F#07/9 F#07/45 F#07add3 F#07(45) Eb07(6) Eb07/45 Eb07/9 Eb07/11

[Empty guitar chord diagrams]

[Empty guitar chord diagrams]