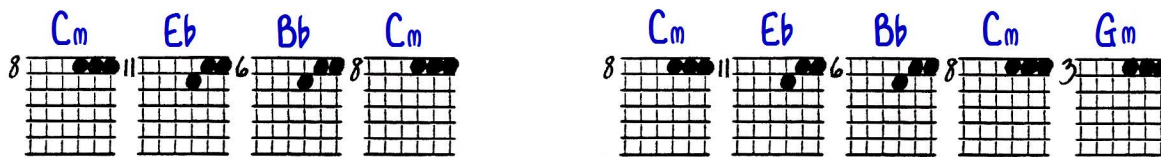


THE AEOLIAN FLAVOR(S)

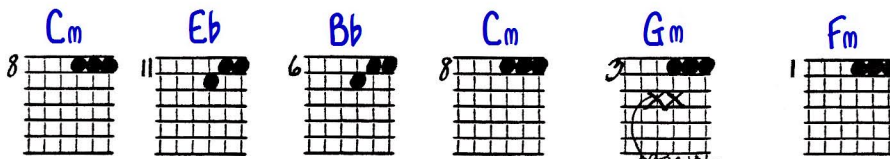
Ted Greene, 1987-11-22

1) Key of Cm



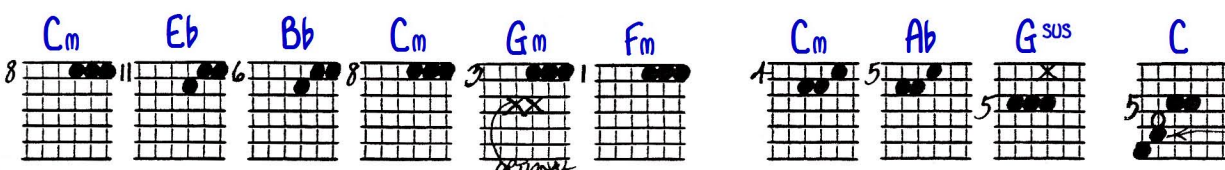

A)

B)



C)

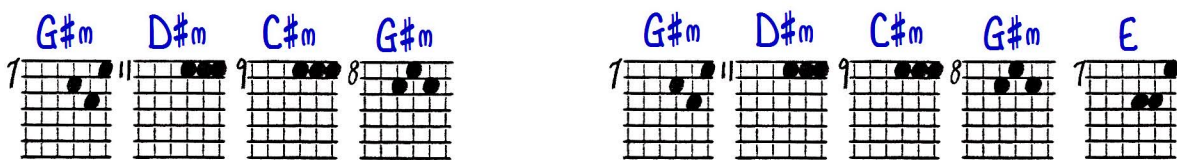
Note: I could have made this more "geographically" indicative of the flow. I didn't so you'd have to use the neck not this paper to learn faster.



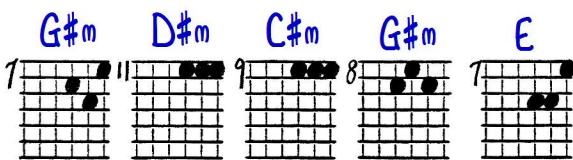
D)



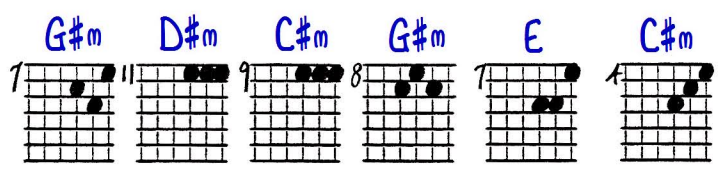

2) Key of G#m



A)



B)



C)



D)

Chord progression: G#m D#m C#m G#m E C#m D#m B G#m D#m7 EΔ7 A#m7b5 D#

Here's the same example but a) in Bbm, and b) with slight re-fingering or more accurately, repositioning:

2a) Key of Bbm

A)

Chord progression: Bbm Fm Ebm Bbm

B)

Chord progression: Bbm Fm Ebm Bbm Gb

C)

Chord progression: Bbm Fm Ebm Bbm Gb Ebm

D)

Chord progression: Bbm Fm Ebm Bbm Gb Ebm Fm Db Bbm Fm7 GbΔ7 Cm7b5 Eb

Surely you've noticed the welcome "moodiness" of Aeolian's array of color(s):

- 1) The plaintive minors on the 3 primary degrees.
- 2) The warm iv7 and bVI maj7.
- 3) The cheery bVI and bIII (the "relative major" area).
- 4) The brooding iim7b5.
- 5) The sparkle of the borrowed V and I.

Assignment:

- 1) Learn as given and fill in the chord names.
- 2) Analyze the mating of the melodies with the harmonies. Store away whatever is meaningful to *you*. Of course, it won't hurt to analyze and study the chord progressions by themselves, that is, to isolate the progression "numbers" and look at them in their basic relationships. Ex: 1st progression is i - bIII - bVII - i. You might study this progression in many other voicings or voice-leavings. Experiment and go with what you love.
- 3) Transpose. Ex. #1 into Bm, Dm, Ebm and Fm; transpose Ex. #2 and 2a (do either or both) into F#m, Gm, Am, Bm & Cm please!

AEOLIAN PROGRESSIONS FOR TAPING

Ted Greene, 1990-05-09

Use a fingerpicking style here.
Also try adding decoration here in the
Curtis Mayfield early 60's (Jimi Hendrix late 60's) style.

1) Key of Fm

Repeat many times

Try various textures, rhythms here.

2) Key of C#m

Not strictly diatonic

Repeat

AEOLIAN PROGRESSIONS for Taping

©5-9-90
Ted Greene

Key of Fm

Use a fingerpicking style here

Also try adding decoration here in the Curtis Mayfield early 60's (Jimi Hendrix late 60's) style

Repeat many times

Key of C#m

Try various textures, rhythms here

Not strictly diatonic

Repeat