

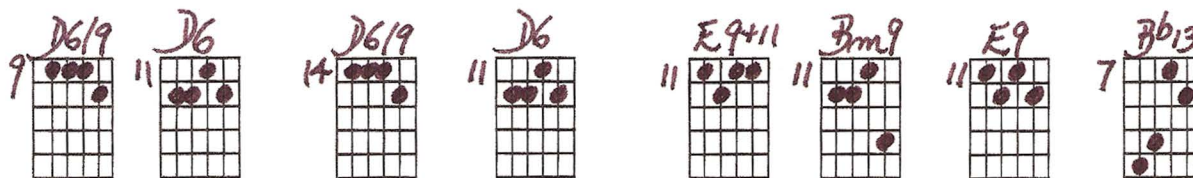
# WATCH WHAT HAPPENS

Ted Greene  
1977-04-30

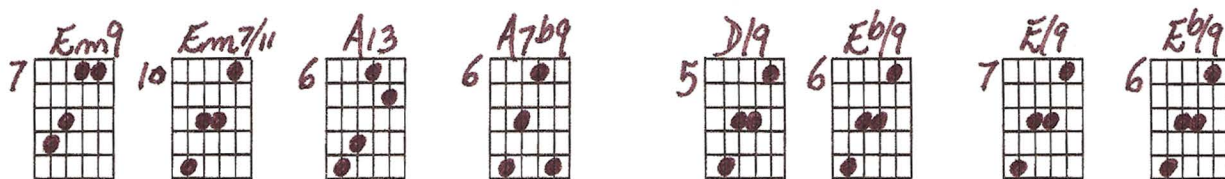
## Comping or Chord Soloing on Middle 4 Strings

All chord take up roughly 2 beats unless otherwise indicated.

Key of D

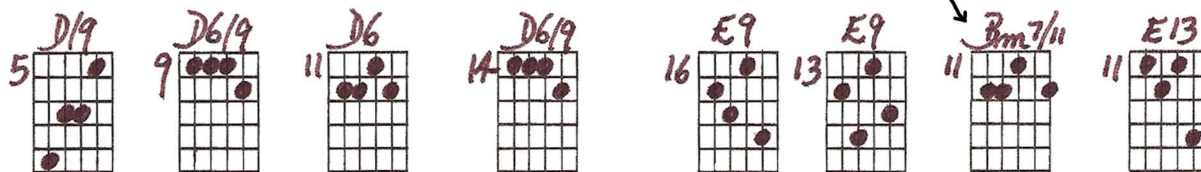


I. Let some-one start be-liev-ing in you, let him hold out his




hand, let him touch you and see what hap-pens.

This voicing will be covered later.




2. One some one who can look in you eyes, and see in-to your



13

Em<sup>9</sup> A7 D<sup>Δ</sup>7 D<sup>Δ</sup>7 E<sup>Δ</sup>7 F<sup>Δ</sup>7

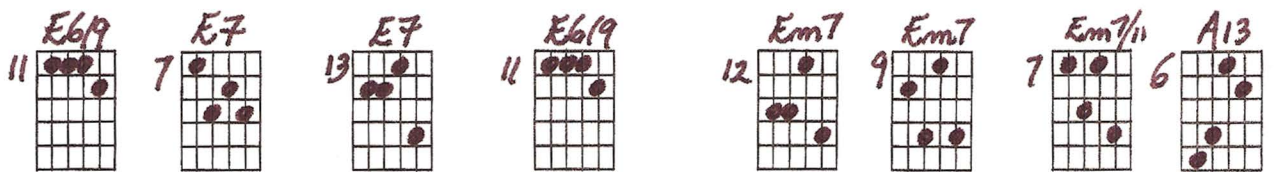
heart, let him find you and watch what hap - pens.



17

Gb<sup>Δ</sup>7 F#m7 B7

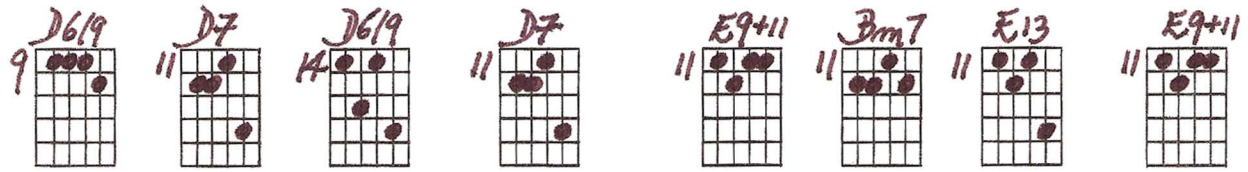
Cold, no I can't be - lieve your heart is cold. May - be



21

E<sup>Δ</sup>7 Em7 A7

just a - fraid to be bro - ken a - gain.

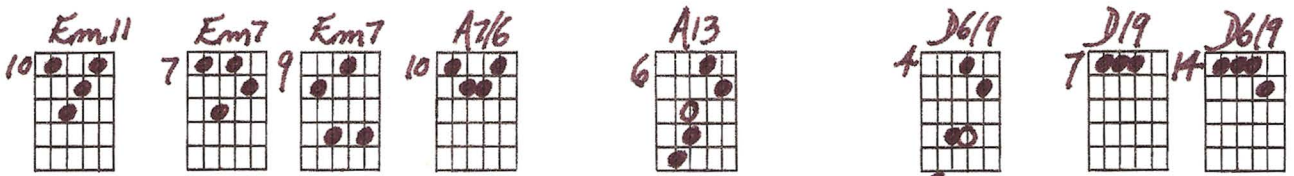


25

DΔ7

E<sup>9</sup>

3. Let some one \_\_\_\_\_ with a deep love to give, give that deep love to




29

Em<sup>9</sup>

A7

D

you, and what mag - ic you'll see, let



32

E<sup>b</sup>

D<sup>b</sup>

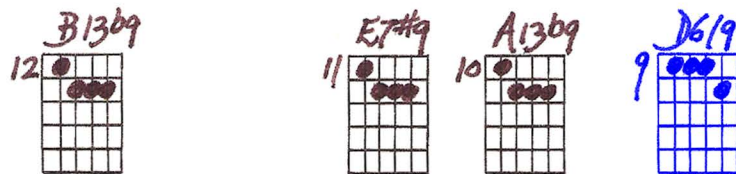
D

E<sup>b</sup>

D<sup>b</sup>

D

some - one give his heart, \_\_\_\_\_ some - one who cares like me. \_\_\_\_\_



35

Assignment: Now write out an arrangement of the above sounds but using both the top 4 and the middle 4 string sets in the most practical way that you can figure out.



# WATCH WHAT HAPPENS: COMPING ON MIDDLE 4 STRINGS OR CHORD SOLIDING

all chords take up roughly 2 beats unless otherwise indicated.

Key of D

Row 1: D6/9 (9), D6 (11), D6/9 (14), D6 (11), E9+11 (11), Bm9 (11), E9 (11), Bb13 (7), Em9 (7), Em7/11 (10), A13 (6), A7b9 (6)

Row 2: D19 (5), Eb9 (6), E9 (7), Eb9 (6), D19 (5), D6/9 (9), D6 (11), D6/9 (14), E9 (16), E9 (13), Bm7/11 (11), E13 (11)

Row 3: Em7 (9), B7b9+ (8), Em7/11 (7), A13b9 (6), D6 (7), G7 (7), Abm7 (8), Db7+9 (8), Gb7 (8), Gb6/9 (13), Gb7 (15), Gb6/9 (18)

Row 4: F#m7 (14), F#m7 (11), F#m7 (9), B13 (8), E6/9 (11), E7 (7), E7 (13), E6/9 (11), Em7 (12), Em7 (9), Em7/11 (7), A13 (6)

Row 5: D6/9 (9), D7 (11), D6/9 (14), D7 (11), E9+11 (11), Bm7 (11), E13 (11), E9+11 (11), Em11 (10), Em7 (7), Em7 (9), A7/6 (10)

Row 6: A13 (6), D6/9 (4), D19 (7), D6/9 (14), Eb6/9 (15), Db6/9 (13), D6/9 (14), D6/9 (9), D6 (11), Eb6 (12), Db6 (10), D6 (11)

Row 7: B13b9 (12), E7#9 (11), A13b9 (10), [empty] [empty] [empty] [empty] [empty] [empty] [empty] [empty] [empty] [empty]

this notation will be covered later.

## ASSIGNMENT:

Now write out an arrangement of the above sounds but using both the top 4 and the middle 4 string sets in the most practical way that you can figure out.