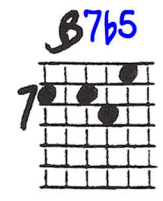

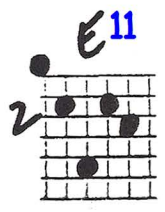
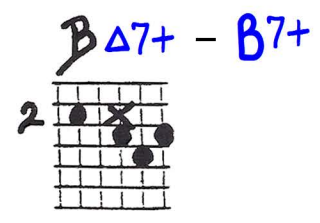
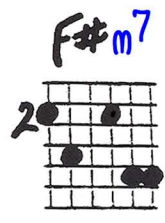
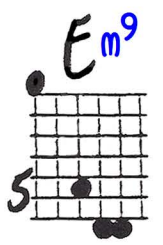


WAIT TILL YOU SEE HER

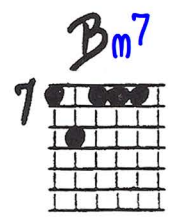
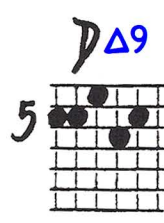
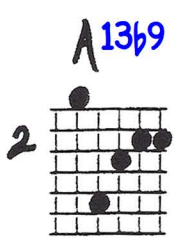
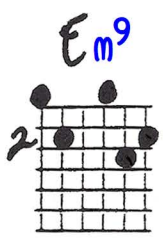
Playing order: ● × □ △
○ = opt.



Musical notation for the first system. Treble clef, key signature of two sharps (F# and C#), 3/4 time signature. Chords: Em7, A7, DΔ7, Bm7. Lyrics: Wait till you see her, see how she looks,



Musical notation for the second system. Treble clef, key signature of two sharps (F# and C#), 3/4 time signature. Chords: Em7, A7, DΔ7. Lyrics: wait till you hear her laugh.



Musical notation for the third system. Treble clef, key signature of two sharps (F# and C#), 3/4 time signature. Chords: Em7, A7, DΔ7, Bm7. Lyrics: Paint - ers of paint - ings, writ - ers of books,

open

Handwritten guitar chord diagrams for the first system:

- E_m7
- $G\#\Delta7/C\#$
- $C\#7$
- $F\#m\Delta7$
- $F\#m7$
- $F\#m6$
- $F\#$

Musical notation for measures 13-16:

- Measures 13-14: E_m7 (guitar), "nev - er could" (vocal)
- Measure 15: $C\#7$ (guitar), "tell" (vocal)
- Measure 16: $F\#m7$ (guitar), "the half." (vocal)

Handwritten guitar chord diagrams for the second system:

- $Bm6/9$
- $C\#7\#9+$
- $F\#m6/9$
- $D\#\Delta7$

Musical notation for measures 17-20:

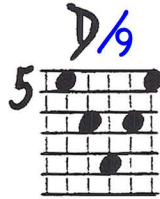
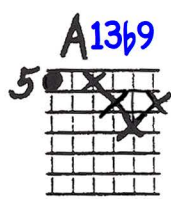
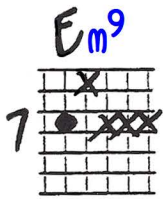
- Measure 17: $Bm7$ (guitar), "Wait" (vocal)
- Measure 18: $E7sus$ (guitar), "till" (vocal)
- Measure 19: $E7$ (guitar), "you" (vocal)
- Measure 20: $F\#m7$ (guitar), "feel the warmth of her glance," (vocal)

Handwritten guitar chord diagrams for the third system:

- $Bm6$
- $C\#7+$
- $F\#m9$
- $B7b9+$

Musical notation for measures 21-24:

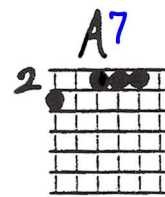
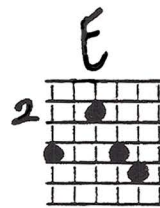
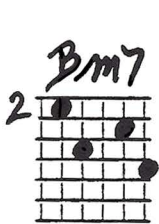
- Measure 21: $Bm7$ (guitar), "pen - sive and" (vocal)
- Measure 22: $F\#7+$ (guitar), "sweet" (vocal)
- Measure 23: $B\%5$ (guitar), "and" (vocal)
- Measure 24: $B9$ (guitar), "wise." (vocal)



25

Em7 A7 D6 F#m7/C#



All of it love - ly, all of it thrill - ing; I'll



29

B9 Bm7 E7 Bm7/A Em G#m7 F#7 Gm7

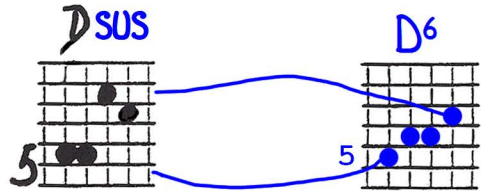
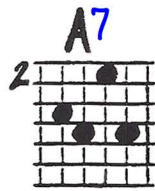
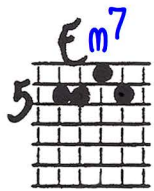
nev - er be will - ing to free her,



33

Dm D/F# E7 Fm7 D#7 A7/E D7 D#m7

when you see her,

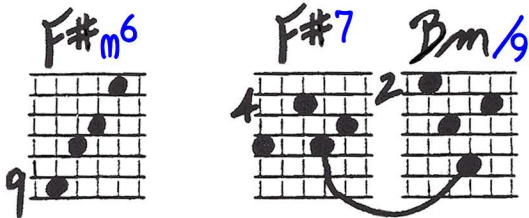


37

Em7 A7 D6

you won't be - lieve your eyes.

Variation for measures 16-17:



3/4

Wait till you

Key of D

WAIT TILL YOU SEE HER

4-12-93

The chart contains the following chords and markings across 12 columns:

- Column 1: E (2, 2, 2, 2, 2, 2)
- Column 2: A (5, 5, 5, 5, 5, 5)
- Column 3: D (5, 5, 5, 5, 5, 5)
- Column 4: B (7, 7, 7, 7, 7, 7)
- Column 5: E (5, 5, 5, 5, 5, 5)
- Column 6: A (5, 5, 5, 5, 5, 5)
- Column 7: F# (2, 2, 2, 2, 2, 2)
- Column 8: B (2, 2, 2, 2, 2, 2)
- Column 9: F# (9, 9, 9, 9, 9, 9)
- Column 10: F# (9, 9, 9, 9, 9, 9)
- Column 11: F# (9, 9, 9, 9, 9, 9)
- Column 12: F# (9, 9, 9, 9, 9, 9)

Additional markings include: "BRIDGE" circled around columns 4-6; "Bm" and "or" written above the bridge section; "CAT" written above column 11; "D#" (4, 4, 4, 4, 4, 4) above column 9; "B" (7, 7, 7, 7, 7, 7) above column 10; "C#" (9, 9, 9, 9, 9, 9) above column 11; "F#" (9, 9, 9, 9, 9, 9) above column 12; "A" (2, 2, 2, 2, 2, 2) above column 1; "Bm7" (2, 2, 2, 2, 2, 2) above column 2; "open P/A" (5, 5, 5, 5, 5, 5) above column 3; "E" (2, 2, 2, 2, 2, 2) above column 4; "A" (2, 2, 2, 2, 2, 2) above column 5; "D" (2, 2, 2, 2, 2, 2) above column 6; "D" (7, 7, 7, 7, 7, 7) above column 7; "A7" (7, 7, 7, 7, 7, 7) above column 8; "B7b9" (7, 7, 7, 7, 7, 7) above column 9; "E" (5, 5, 5, 5, 5, 5) above column 10; "A" (2, 2, 2, 2, 2, 2) above column 11; "D" (5, 5, 5, 5, 5, 5) above column 12.