


# (ON) GREEN DOLPHIN STREET

(key of Db)

Comping on the  
high strings.  
V-2 forms


○ = opt.



1. Lov - er, one love - ly



day,



love came plan - ning to

"(On) Green Dolphin Street" - comping (key of Db), 1984-11-04 (p.2)

9

7 Db

stay. \_\_\_\_\_

6


9 Ebm7 Ab7

Green Dol - phin Street sup - plied the

1

11 Db

set - ting. \_\_\_\_\_ the



13

F#m7

B7

set - ting for nights be - yond for -



15

E

Ab7

get - ting. And



17

Db

2. through these mo - ments a -



19

part, \_\_\_\_\_



21

mem - - ries live in my



23

heart. \_\_\_\_\_

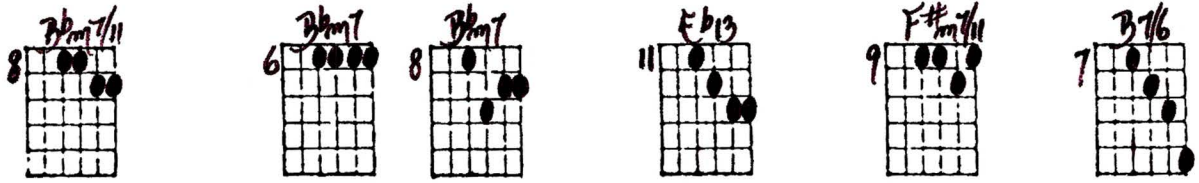


25

When I re - call the love I



"(On) Green Dolphin Street" - comping (key of Db), 1984-11-04 (p.5)



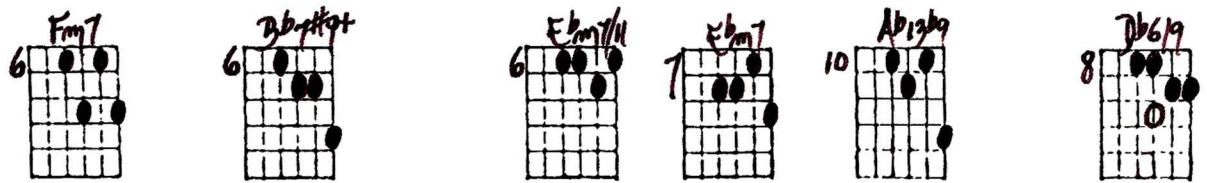
27

Bbm7      Bbm7/Ab      Gø7      F#9#11

Eb7

found      on,      I      could      kiss      the

slide twice



29

Fm7      E7      Ebm7      D7      Db

Db      Bb7      Ebm7      Ab7

ground      on      Green      Dol - phin



or to top again.

31

Db

Street.



Handwritten guitar chord charts for the song "On Green Dolphin St." in the V-2 form. The charts are organized into 10 rows, each containing 10 columns of chord diagrams. Each diagram shows a guitar fretboard with dots indicating finger positions and a chord name written above it. Some diagrams include a circled '0' for an open string. The chords are written in various styles, including standard notation and shorthand. Some diagrams are accompanied by a single eighth note. The charts include various chord types such as triads, dyads, and full chords with extensions (9ths, 11ths, 13ths). Some diagrams are marked with "REST".

Key:  $\text{Db}$

Row 1:  $\text{Db6/9}$ ,  $\text{Db6/9}$ ,  $\text{Db6/9}$ ,  $\text{Db6/9}$ ,  $\text{Dbm7/11}$ ,  $\text{REST}$ ,  $\text{Dbm7/11}$ ,  $\text{Dbm7/11}$ ,  $\text{Dbm7/11}$ ,  $\text{Dbm7/11}$

Row 2:  $\text{F\#m7/11}$ ,  $\text{REST}$ ,  $\text{F\#m7/11}$ ,  $\text{REST}$ ,  $\text{Db6/9}$ ,  $\text{REST}$ ,  $\text{Db6/9}$ ,  $\text{DbA9}$ ,  $\text{DbA9}$ ,  $\text{DbA9}$

Row 3:  $\text{Ab\#9+}$ ,  $\text{Db6/9}$ ,  $\text{REST}$ ,  $\text{REST}$ ,  $\text{Db/9}$ ,  $\text{Db/9}$ ,  $\text{DbA9}$ ,  $\text{F\#m7}$ ,  $\text{F\#m7}$ ,  $\text{F\#m7}$

Row 4:  $\text{F\#m}$ ,  $\text{F\#m9}$ ,  $\text{B7}$ ,  $\text{B7}$ ,  $\text{REST}$ ,  $\text{F9}$ ,  $\text{F13}$ ,  $\text{EA9}$ ,  $\text{EA9}$ ,  $\text{AA7}$

Row 5:  $\text{Eb\#9}$ ,  $\text{Ab7/6}$ ,  $\text{Ab9+}$ ,  $\text{DbA9}$ ,  $\text{DbA7}$ ,  $\text{REST}$ ,  $\text{Db6}$ ,  $\text{Db/9}$ ,  $\text{Db/9}$ ,  $\text{Db(m)/11}$

Row 6:  $\text{Dbm9}$ ,  $\text{REST}$ ,  $\text{Dbm7}$ ,  $\text{Dbm7}$ ,  $\text{REST}$ ,  $\text{Eb13}$ ,  $\text{Eb9}$ ,  $\text{REST}$ ,  $\text{DA9}$ ,  $\text{D6}$

Row 7:  $\text{Db6/9}$ ,  $\text{B13}$ ,  $\text{F11}$ ,  $\text{Bb13b9}$ ,  $\text{Eb(m)/11}$ ,  $\text{Eb(m)}$ ,  $\text{REST}$ ,  $\text{Cm7b5}$ ,  $\text{F7}$ ,  $\text{REST}$

Row 8:  $\text{Dbm7/11}$ ,  $\text{Dbm7}$ ,  $\text{Bbm7}$ ,  $\text{Eb13}$ ,  $\text{F\#m7/11}$ ,  $\text{B7/6}$ ,  $\text{Fm7}$ ,  $\text{Db\#9+}$ ,  $\text{Eb(m)/11}$ ,  $\text{Eb(m)}$

Row 9:  $\text{Ab13b9}$ ,  $\text{Db6/9}$ ,  $\text{REST}$ ,  $\text{Dbm9}$ ,  $\text{E7}$ ,  $\text{AA9}$ ,  $\text{Am9}$ ,  $\text{D9}$ ,  $\text{DbA9}$ ,  $\text{DbA9}$

Row 10:  $\text{SLIDE TWICE}$ ,  $\text{REST}$ ,  $\text{REST}$ ,  $\text{REST}$ ,  $\text{REST}$ ,  $\text{REST}$ ,  $\text{REST}$ ,  $\text{REST}$ ,  $\text{REST}$ ,  $\text{REST}$

Additional notes: "or to top again" written near the bottom right.