

BLUESETTE

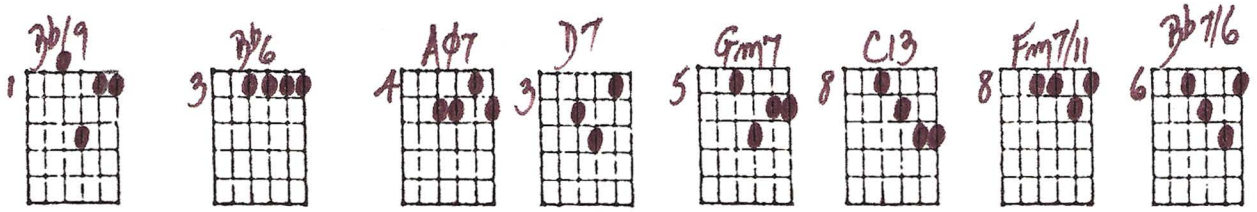
V-2 Practice - Comping on the high strings

[Keys of Bb and Db]

All chords get 2 beats unless otherwise indicated. [4/4 interpretation]

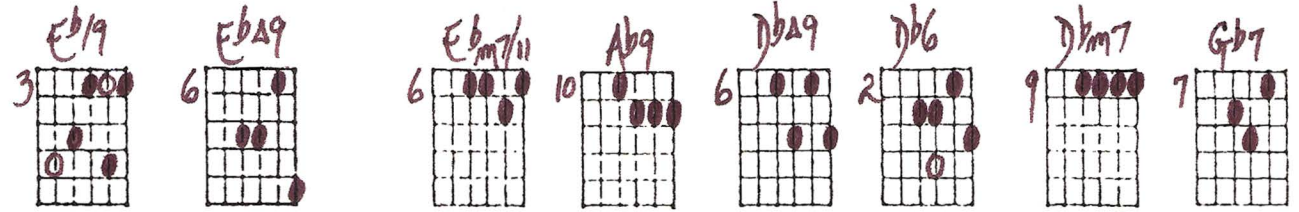
○ = opt.

Key
of Bb



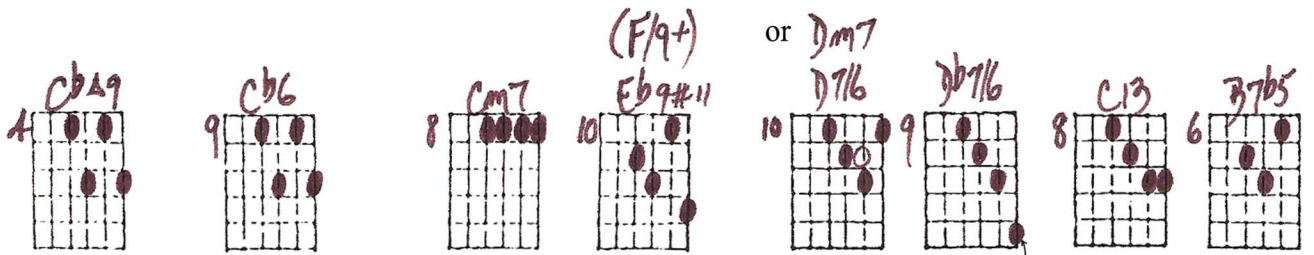
Musical notation for the first system, including a bass line and a melody line in 4/4 time.

1. Poor lit - tle, sad lit - tle blue Blues - ette, don't you cry, don't you fret.



Musical notation for the second system, including a bass line and a melody line in 4/4 time.

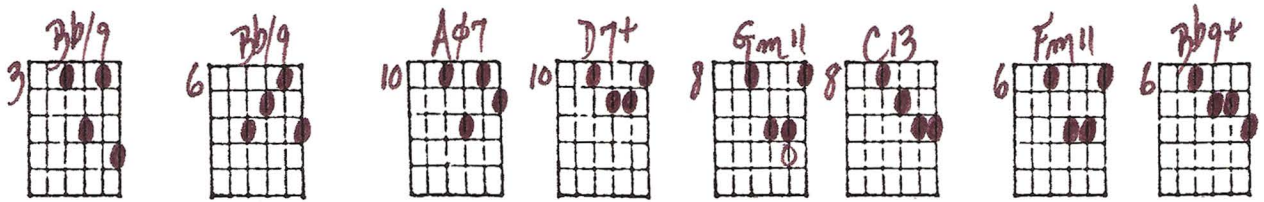
You can bet one luck - y day you'll wak - en and your blues will be for - sak - en.



Musical notation for the third system, including a bass line and a melody line in 4/4 time.

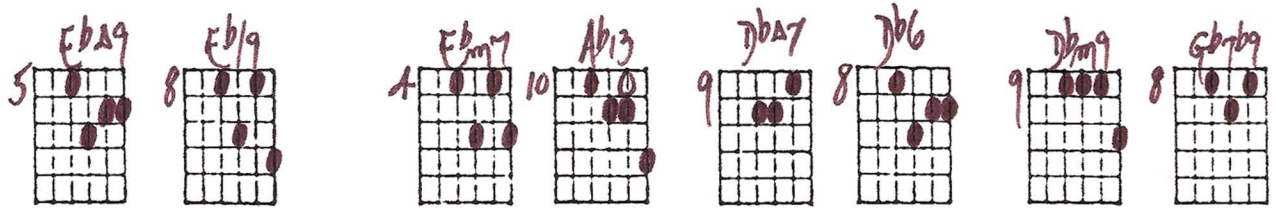
One luck - y day love - ly love will come your way.

Also practice this short comping arrangement in the keys of B and C (also A if time permits). Think of the chord root names (at least) as your fingers work.




13

2. Long as there's love in your heart to share, dear Blues - ette, don't des - pair.



17

You can bet one luck - y day you'll wak - en and your blues will be for - sak - en.



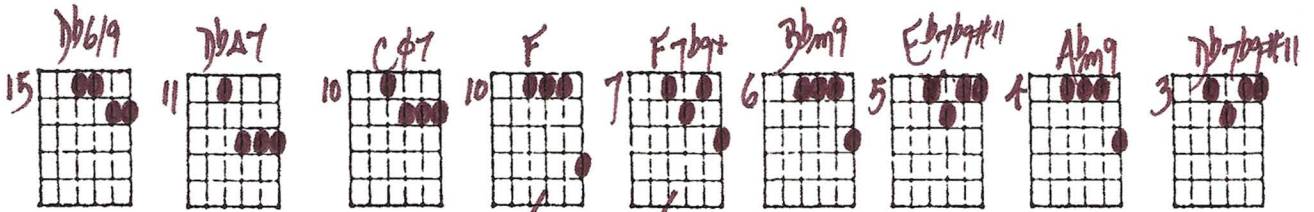
or optional
(or delay)

21

One luck - y day love - ly love will come your way.


Do this one in 4 keys total: Bb, A, Ab, and G.
Practice the chords MENTALLY, away from the guitar, if you need to.

Key
of Db



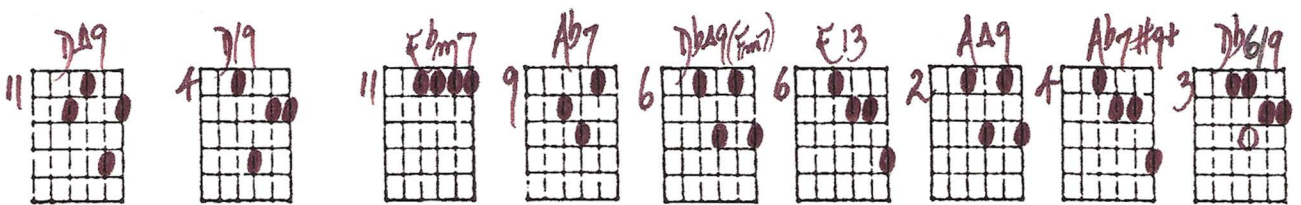
25

1. Poor lit - tle, sad lit - tle blue Blues - ette, don't you cry, don't you fret.



29

You can bet one luck - y day you'll wak - en and your blues will be for - sak - en.



33

One luck- y day love - ly love will come your way.

Learn this one in the keys of Db, C, and B.

Key of D
all chords
got
2 fret
unless
otherwise
noted

| | | | | | | | | | |
|---------------------------|------------------------|-----------------------|-----------------------|------------------------|-----------------------|-----------------------|-------------------------|-----------------------|----------------------------|
| 1 $\text{D}^{\flat}/9$ | 3 $\text{D}^{\flat}/6$ | 4 $\text{A}\phi 7$ | 3 $\text{D}7$ | 5 $\text{Gm}7$ | 8 $\text{C}13$ | 8 $\text{Fm}7/11$ | 6 $\text{D}^{\flat}7/6$ | 3 $\text{E}^{\flat}9$ | 6 $\text{E}^{\flat}9$ |
| 6 $\text{E}^{\flat}m7/11$ | 10 $\text{A}^{\flat}9$ | 6 $\text{D}^{\flat}9$ | 2 $\text{D}^{\flat}6$ | 9 $\text{D}^{\flat}m7$ | 7 $\text{G}^{\flat}7$ | 4 $\text{C}^{\flat}9$ | 9 $\text{C}^{\flat}6$ | 8 $\text{Cm}7$ | 10 $\text{E}^{\flat}9\#11$ |

Also practice this short comping arr. in the keys of B and C (also A if time permits). Think of the chord root names (at least) as your fingers work.

| | | | | | | | | | | | | | |
|------------------------|-------------------------|-----------------------|-----------------------|------------------------|------------------------------|-----------------------|-----------------------|-----------------|----------------------|-----------------------|------------------------|-----------------------|-----------------------|
| 10 $\text{D}7/6$ | 9 $\text{D}^{\flat}7/6$ | 8 $\text{C}13$ | 6 $\text{B}7\flat 5$ | 3 $\text{D}^{\flat}9$ | 6 $\text{D}^{\flat}9$ | 10 $\text{A}\phi 7$ | 10 $\text{D}7+$ | 8 $\text{Gm}11$ | 8 $\text{C}13$ | 6 $\text{Fm}11$ | 6 $\text{D}^{\flat}9+$ | 5 $\text{E}^{\flat}9$ | 8 $\text{E}^{\flat}9$ |
| 4 $\text{E}^{\flat}m7$ | 10 $\text{A}^{\flat}13$ | 9 $\text{D}^{\flat}9$ | 8 $\text{D}^{\flat}6$ | 9 $\text{D}^{\flat}m9$ | 8 $\text{G}^{\flat}7\flat 9$ | 6 $\text{C}^{\flat}6$ | 7 $\text{C}^{\flat}9$ | 8 $\text{Cm}9$ | 7 $\text{F}7\flat 9$ | 6 $\text{D}^{\flat}9$ | 6 $\text{D}^{\flat}9$ | 5 $\text{E}^{\flat}9$ | 8 $\text{E}^{\flat}9$ |

Do this one in 4 keys total: B, A, A^b and G.

Practice the chords MENTALLY away from the guitar, if you need to.

| | | | | | | | | | |
|--------------------------|-----------------------------------|---------------------|-----------------------|--------------------------|-------------------------|---|------------------------|----------------------------------|-------------------------|
| 15 $\text{D}^{\flat}6/9$ | 11 $\text{D}^{\flat}9$ | 10 $\text{C}\phi 7$ | 10 F | 7 $\text{F}7\flat 9$ | 6 $\text{B}^{\flat}m9$ | 5 $\text{E}^{\flat}7\flat 9\#11$ | 4 $\text{A}^{\flat}m9$ | 3 $\text{D}^{\flat}7\flat 9\#11$ | 2 $\text{G}^{\flat}9$ |
| 2 G^{\flat} | 5 $\text{F}^{\sharp}(m)11$ | 4 $\text{B}9$ | 7 $\text{E}^{\flat}9$ | 9 $\text{E}6$ | 10 $\text{E}m11$ | 10 $\text{A}7$ | 11 $\text{D}9$ | 4 $\text{D}9$ | 11 $\text{E}^{\flat}m7$ |
| 9 $\text{A}^{\flat}7$ | 6 $\text{D}^{\flat}9(\text{Fm}7)$ | 6 $\text{E}13$ | 2 $\text{A}^{\flat}9$ | 4 $\text{A}^{\flat}7\#9$ | 3 $\text{D}^{\flat}6/9$ | Learn this one in the keys of D, C and B. | | | |

or opt. (B, D, A)