



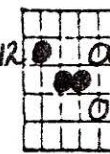


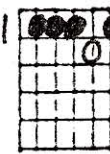














more V_7 I in DIATONIC 4th CHORDS: ALSO USE AS APPROACH CHORD STUDIES

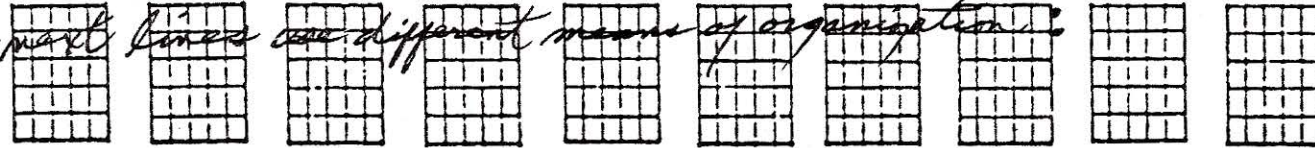
©12-6-86
Ted Brown

Key of E











① 12  ||  || 12  ||  || 12  ||  || 12  ||  ||  || 

② 9  ||  || 7  ||  || 9  ||  || 9  ||  || 9  || 


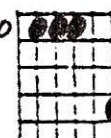
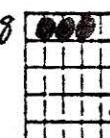





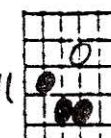
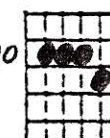
The next lines use different means of organization:













③ Key of D

8  || 6  || 6  || 8  || 9  || 8  || 6  || 8  || 9  || 8 

④ Key of E^b











11  || 10  || 8  || 10  || 11  || 10  || 8  || 8  || 11  || 10 

⑤ Key of D

10  || 9  || 7  || 9  || 10  || 9  || 7  || 7  || 7  || 9 


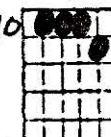








DIFFERENT AGAIN:

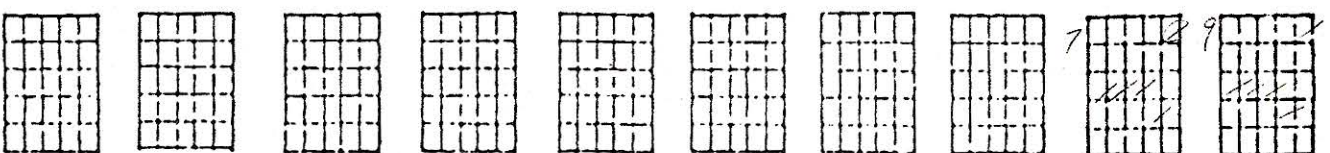
⑥ Key of E

9  || 11  || 9  || 11  || 12  || 11  || 9  || 11  || 12  || 11 

or omit 12th string when appropriate

⑦ Key of E^b

8  || 10  || 11  || 10  || 8  || 10  || 11  || 10  || 8  || 10 



more V_7 I in DIATONIC 4th CHORDS: ALSO USE AS APPROACH CHORD STUDIES

©12-6-86
Ted Brown

Key of E

① 12 B7/6 E Δ 13 B13 E Δ 13 B7/6sus E Δ 13 B7/6 E Δ 13

② 9 B7sus E Δ 13 B7sus E Δ 13 B9sus E Δ 13 B7sus E Δ 13 B7sus E Δ 13

The next lines use different means of organization:

③ Key of D

8 Ab7 D \flat 9 Ab7sus D \flat 9 Ab13 D \flat Δ13 Ab7sus D \flat 9 Ab7/6 D \flat 9

④ Key of E \flat

11 B \flat 7/6 E \flat 9 B \flat 9sus E \flat Δ13 B \flat 13 E \flat 9 B \flat 7sus E \flat 9 B \flat 7/6 E \flat 9

⑤ Key of D

10 A13 D9 A7sus DΔ13 A13 D9 A7sus D9 A7sus D9

DIFFERENT AGAIN:

⑥ Key of E

9 B7sus E9 B9sus EΔ13 B13sus E9 B7sus EΔ13 B13 E9

⑦ Key of E \flat

8 B \flat 7sus E \flat 9 B \flat 13 E \flat Δ13 B \flat 7sus E \flat 9 B \flat 13sus E \flat Δ13 B \flat 9sus E \flat 9

or omit 12nd string when appropriate