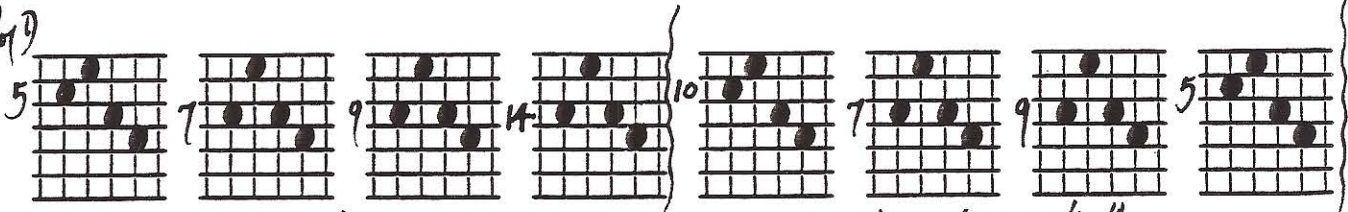


USING R373 VOICINGS (5th Str. Root) in SHORT, PRIMARILY DIATONIC PHRASES


Fill in the missing chord names

09-15-85
Ted Williams

① Key of D

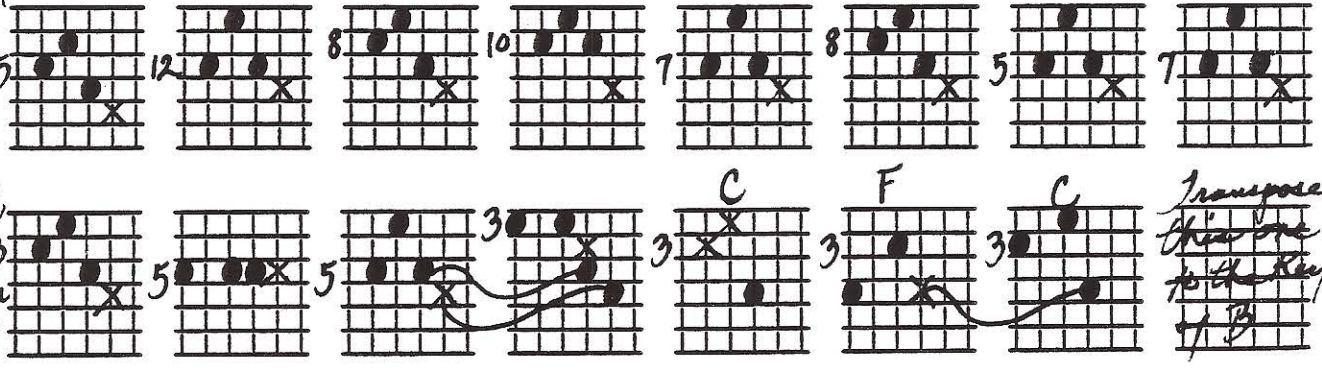


Some 6th str. root chords have been included to help in the course of music



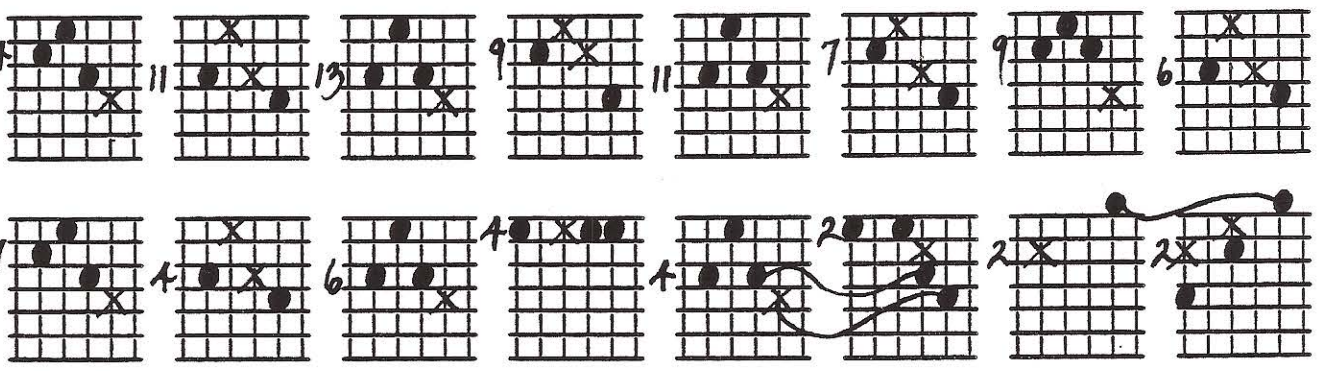
Transpose this phrase to the keys of F and D^b. Then play all 3 fluently together.
All the material on this page must be played fluently or it will not be worth your time.

② Key of C
A few other chords appear briefly also. Don't be alarmed, just make your friends too.

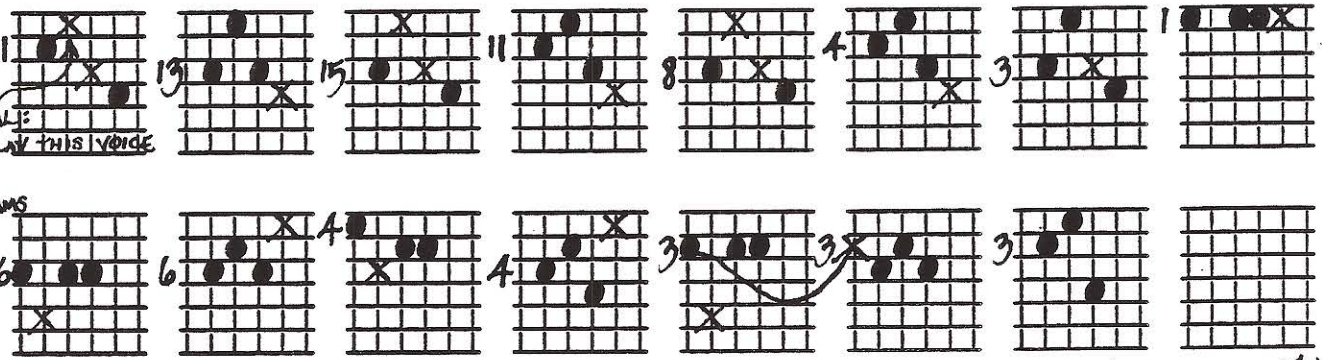


Transpose this one to the key of F

③ Key of B




④ Key of A^b



OPTIONAL: DON'T DELAY THIS VOICE IN THE 1ST, 3RD + 5th DIAGRAMS

Now try this phrase again but substitute the following for the last 3 chords



Now transpose this whole phrase (either or both versions) to the keys of A and B^b.

USING R373 VOICINGS (5th Str. Root) in SHORT, PRIMARILY DIATONIC PHRASES

Fill in the missing chord names

09-15-85
Ted Williams

① Key of D

Some 6th string chords have been included to help "in the cause of" music.

Transpose this phrase to the keys of F and Db. Then play all 3 fluidly together. All the material on this page must be played fluidly or it will not be worth your time.

A few other chords appear briefly also. Don't be alarmed, just make them your friends too.

② Key of C

Transpose this one to the key of B

③ Key of B

④ Key of Ab

Optional: Don't delay this voice in the 1st, 3rd, and 5th diagrams.

Now try this phrase again but substitute the following for the last 3 chords

Now transpose this whole phrase (either or both versions) to the key of A and Bb.

USING R373 DIATONIC MAJOR SCALE VOICINGS IN SHORT PHRASES

FILL IN THE MISSING TONES + CHORD NAMES

© 11-11-26
Jazz

Key of F
①

TRY LOTS OF 1 BAR PHRASINGS WITH THESE 5 CHORDS
 ↳ also try reversing these two chords.
 IN A SWING FEEL, MAYBE LATIN TOO.

②

AGAIN, PHRASE THESE CHORDS so that they come alive.

OPT: ADD THIS BETWEEN THE 1ST 2 CHORDS IN THIS LINE

Key of E
③

PLAY THESE "OUT OF TIME" (RUBATO).....

add something here if you feel the need.

Key of Eb
④

AFTER YOU PLAY THESE CHORDS RUBATO, TRY HITTING EACH BASS NOTE 1ST, THEN THE REST OF THE CHORD BUT FEEL THE BASS NOTES AS BEING ON THE "ANDS", AS ANTICIPATIONS.

or try F13⁹ here

USING R373 DIATONIC MAJOR SCALE VOICINGS IN SHORT PHRASES

© 11-26
Jazz

FILL IN THE MISSING TONES + CHORD NAMES

Key of F

Try lots of 1 bar phrasings with these 5 chords in a swing feel, maybe Latin too.

— Also try reversing —
theses 2 chords

②

Again, phrase these chords so that they come alive.

Opt. add this between the 1st two chords in this line.

Key of E

③

Play these "out of time" (rubato)

Add something here if you feel the need.

Key of Eb

④

— or reverse —

or try F13/9 here

After you play these chords rubato, try hitting each bass note first, then the rest of the chord, but feel the bass notes as being on the "ands," as anticipations.