

Using 3-Note Voicings in Phrases with Larger Chords

Playing order: ● × □ △
○ = opt.

Key of Bb

Chord diagrams: Cm/9 (17), Cm7 (15), Dm7/11 (10), Cm7/11 (8), F11 (8), F7/6 (6), Fb7 (6), Eb9 (6)

Key of Ab

give it a chance

Chord diagrams: Fm (3), Fm7 (6), Fbm (8), Cm7#5 (8), Bbm7b9 (7), Fbm7 (6), Eb11 (6), A7#9 (5), Ab7sus (4)

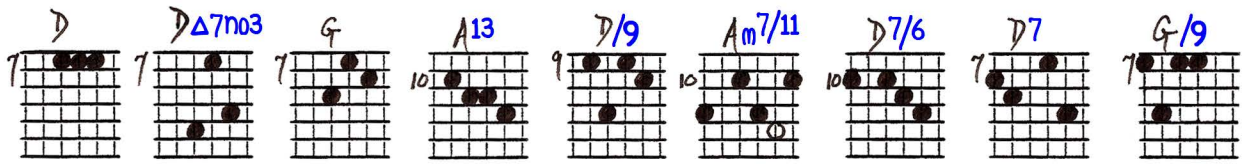
Key of B

or E6

Chord diagrams: BΔ7 (4), C#m7 (5), D#m7 (7), B (4), C#m (7), E/9 (7), F#7 (7), F#7b9 (7)

Chord diagrams: D#m7 (6), G#m7 (11), C#m7 (9)

etc.

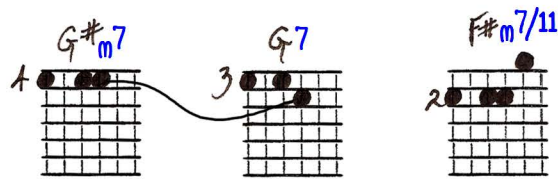
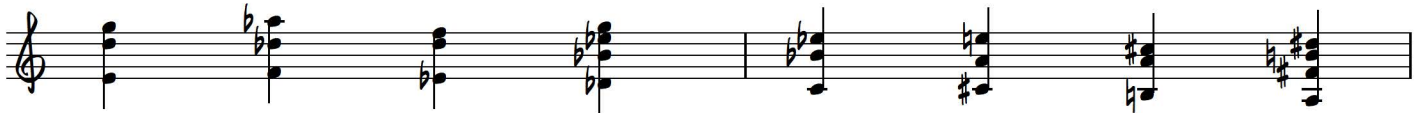
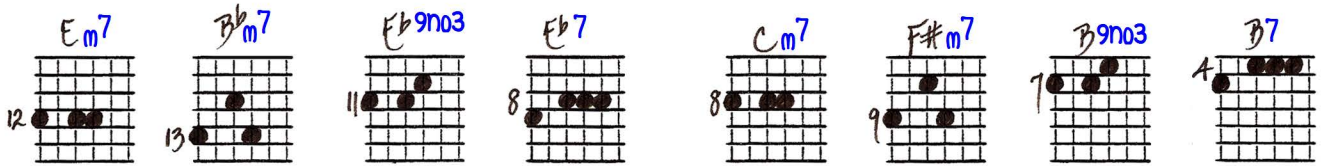
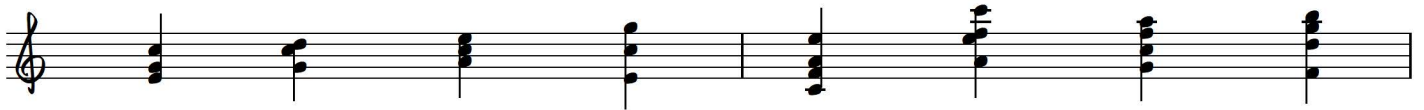
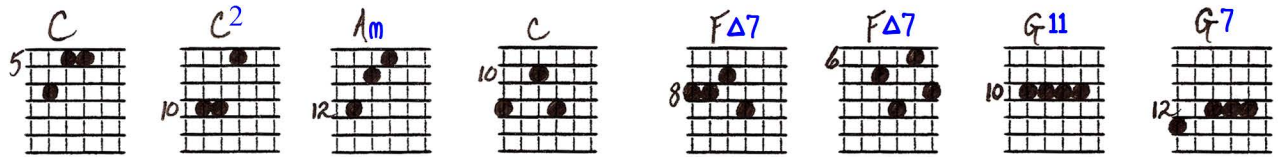


This idea will be considerably extended on a later page.

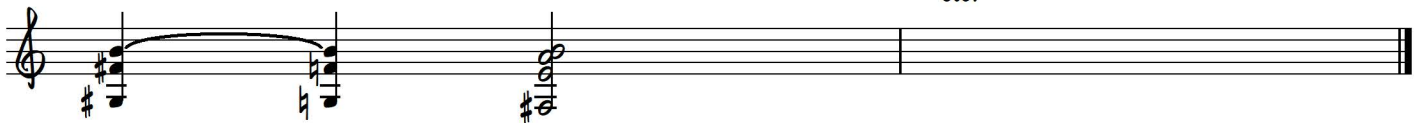
Key of D



Key of C with modulations



etc.



USING 3 NOTE VOICINGS in PHRASES with LARGER CHORDS

© 1977-81
J. Williams

ADD the CHORD QUALITIES IN ABOVE EACH DIAGRAM

① Key of Bb
REGULAR ON BEAT 2

② Key of Ab
REGULAR ON BEAT 1

③ Key of B

④ Key of D

one two and three four etc.

⑤ Key of C w/ MODULATIONS

with some and by with some extended on a later page

C

D

C

F

F

Bb

Eb

Bb

Bb

C

B

Bb

Eb

A

Ab

C#

D#

B

C# or E

E

F#

F#

D#

G#

C#

Key of D

D

G

A

D

A

D

G

C

C

A

C

F

F

G

E

Bb

Eb

Eb

C

F#

B

B

G#

G

F#