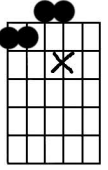
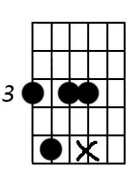
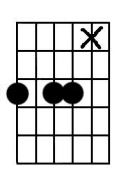
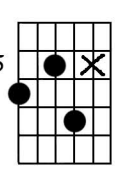
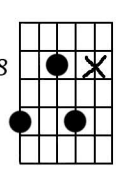
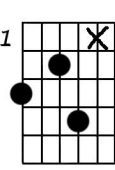

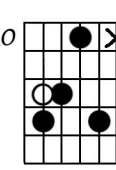
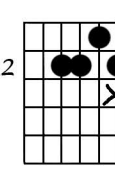

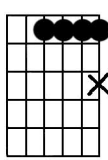
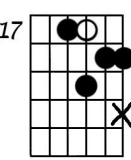




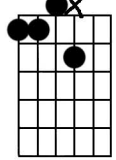
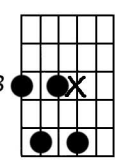



# Melodic Chord Streams (p.3) - Ted Greene, 1975-09-27

## Gm7 - key of F

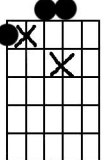
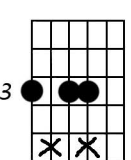
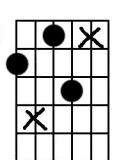
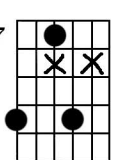
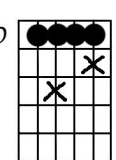
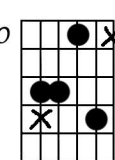
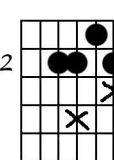
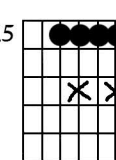
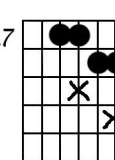
1  or 3  or 3  5  8  11  or 7  opt.  10  12 

15  17 

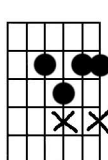
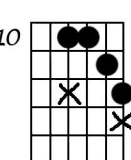
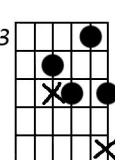






Also do reverse melody types:

1  3  etc.   

same with teams

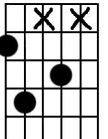
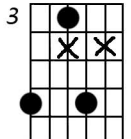
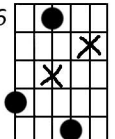
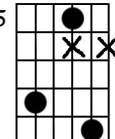
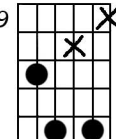




1  3  5  7  10  10  12  15  17 

optional

8  10  13       

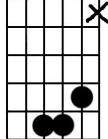
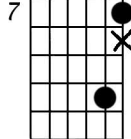
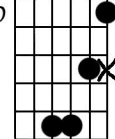
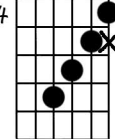
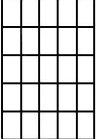




Do ② ③ ④ ⑤ (from p.1) as above

## Key of Db - Pedal and 10ths

2  3  6  5  9  etc.    

## Key of G

or start melody from A to B

5  7  10  14      

# MELODIC CHORD STREAMS (CHANGE OF POSITION WITH CONNECTING MELODIES)

do on other strings too.

## A MAJOR (F#m7)

① 2 5 7 10 12 14 16 19 | OPTIONAL 9 10

② 5 7 10 11 14 18 | 2 5 7 11 9 12

④ 2 5 9 12 16 11 14 16

⑩ 2 5 7 10 14 16

⑤ 1 4 7 6 9 12 10 11 14 12 16

also do  
never read melody  
types:  
1 2 3 etc.

## TEAMS + 10ths

① 2 5 9 7 11 9 12 16 17

Gm7 - Key of F

① 1 3 5 7 10 11 15 17 | SAME WITH TEAMS 3 5

① 7 10 10 11 15 17 | OPTIONAL: 9 10 13

① 1 3 3 6 5 9 etc.

Key of G

5 7 10 14

or start melody from A to B