

IMPRESSIONISTIC-ROMANTIC SOUNDS

Ted Greene
1976-09-01

Major 6ths

1) Ascending E.4:

[not sure what Ted means by "E.4" – possibly 4-note chords starting with bass on sixth string (E)]

Chord diagrams for Major 6ths: C⁶, C⁶, E⁶, E⁶, A^b6, A^b6, C⁶, C⁶, E⁶, E⁶, A^b6, A^b6. The diagrams show fingerings on the guitar fretboard. Below the diagrams is a musical staff in treble clef showing the corresponding chords as block chords, with accidentals indicating the key signature (E major).

2) Also, add 9s, up in major 3rds:

Chord diagrams for Major 6ths with 9ths: F/9, A/9, C#/9, F/9. The diagrams show fingerings and 'x' marks for muted strings. Below the diagrams is a musical staff in treble clef showing the chords as block chords with 9th notes, ascending in major thirds.

Pentatonic Fragments (and repeat in next octave)

Chord diagrams for Pentatonic Fragments: 6, 5, 5, 8, 10, 8, 8, 12, 13, 12, 15. The diagrams show fingerings for a pentatonic scale. Below the diagrams is a musical staff in treble clef showing the chords as block chords, with the key signature changed to D-flat major (Do in Db).

A/9

Do with 6ths also:



Chord diagrams for Pentatonic Fragments with 6ths: A/9, 5, 5, 10, 14, 2, 7, 5, 10, 9, 14. The diagrams show fingerings for a pentatonic scale with 6ths. Below the diagrams is a musical staff in treble clef showing the chords as block chords with 6th notes, with the key signature changed to A major.

9-1-76

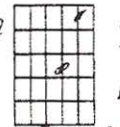
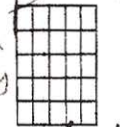

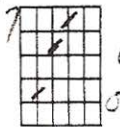

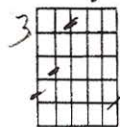
IMPRESSIONISTIC - ROMANTIC SOUNDS

MAJOR 6ths

① Asc E.4 : T C6 C6 E6 E6 A66 A66 C6 C6 etc

ALSO 2  5  3, 2, 5
F up in MAJ

PENTATONIC FRAGMENTS and repeat



down 6ths ALSO

