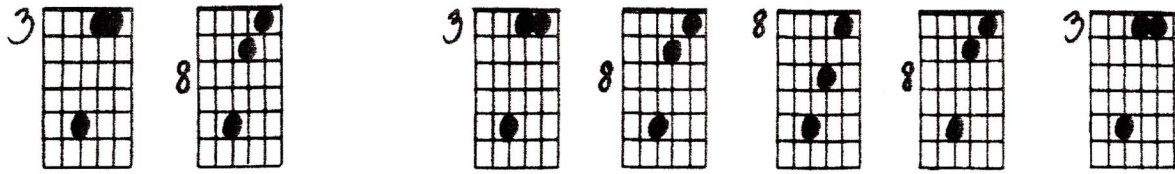


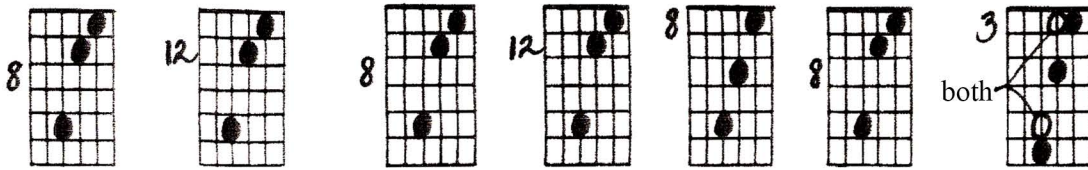

3-Note Close Harmony Minor 7th Extensions and Friends

Ted Greene
1989-03-12



Key of Gm





1)



3)



5)



7)

or

4a)



2a)

8)

9)

10)

11)

Take this material oh so slowly if need be. Please try the following transpositions:

- 1) Do examples 1) and 2) starting from high Em down chromatically thru all 12 keys and even in low Em too.
- 2) Do examples 2), 3), 4), 5), 6), and 7) in Cm, Bm, Bb, Am, Ab, and G#m, Gm, F#m, Fm, and Em.
- 3) Do examples 8), 9), and 10) in Abm and G#m, Gm, F#m, Fm, and Em.
- 4) Do example 11) in Bbm, Am, Abm and G#m, Gm, F#m, Fm, and Em.

When your hands start to feel comfortable with some of this material, try adding rhythmic phrasing (assume there's a jazz groove underneath you for instance). Make it FUN, not all work!

3 NOTE CLOSE HARMONY m7 EXTENSIONS + FRIENDS

© 2-12-89
Ted Greene

Key of Gm

Take this material or so slowly if need be. Please try the following transpositions:

- ① go Ex. ① + ② starting from high Em down chromatically thru all 12 keys and back in low Em too.
- ② go Ex. ②, ③, ④, ⑤, ⑥ + ⑦ in Cm, Dm, Bm, Am, Abm + G^{bm}, Gm, F^{bm}, Fm + Em.
- ③ go Ex. ⑧, ⑨ + ⑩ in Abm + G^{bm}, Gm, F^{bm}, Fm + Em.
- ④ go Ex. ⑪ in Bm, Am, Abm + G^{bm}, Gm, F^{bm}, Fm + Em.

When your hands start to feel comfortable with some of this material, try adding RHYTHMIC PHRASING (assume there's a jazz groove underneath you for instance). Make it FUN, not all work!