

BLUES RUNS

Ted Greene
1991-07-14

Playing order: ● × □

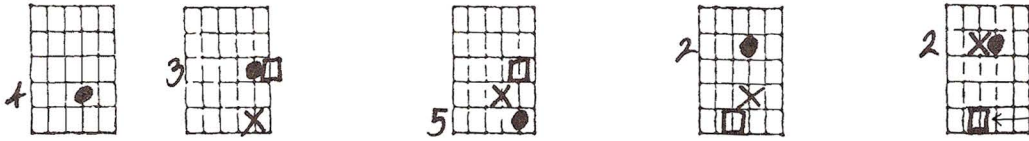
Key of E, Lower Positions

To remind you if needed: triplets are: 3 notes per beat....counted as "one-and-ah, two-and-ah" etc.

This starts on the end of the 4th beat.



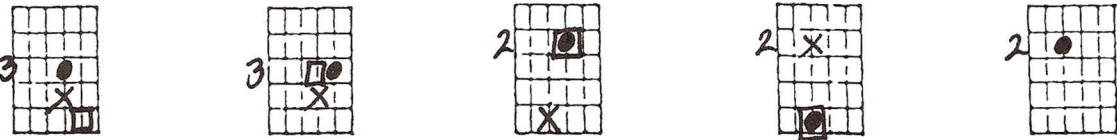
1)



2)



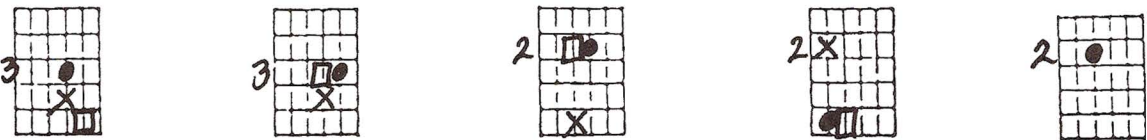
Starts right on the beat.



3)



This is a variation on 3)

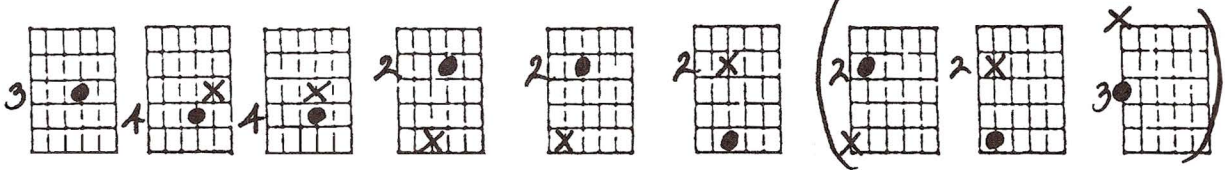



4)

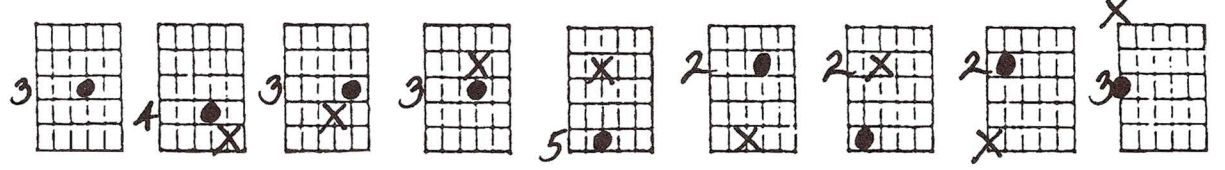



The following are to be felt as *shuffle* groove 8th notes ("swing 8ths" to some of you).

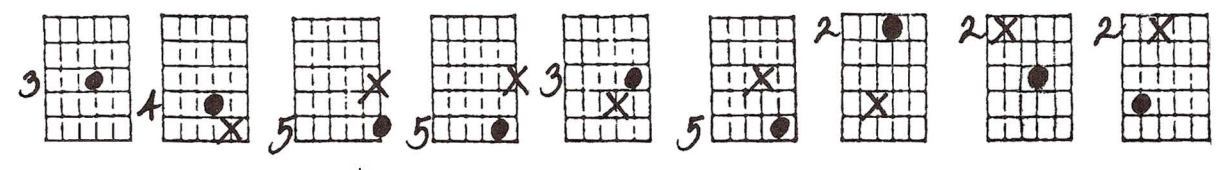
|----- phrase extension -----|


5) 



6) 



7) 



Pull-offs, hammer-ons and slides used here and there can add even more of a "blue" color to blues runs. Also especially noteworthy and for some peoples' taste, even mandatory are volume ACCENTS, i.e., making some notes sharply louder than others. There's a lot of fun to be had in this area with just a moderate amount of experimentation.

Please do try these runs in other keys and don't play them too slowly or they just won't have enough life. Abovever all else, make them sound as good as you can...so that the time spent is worth it.

To remind you if needed: triplets are: 3 notes per beat ... counted "one-and-ah, two-and-ah etc." *W. H. 11/14/91*

PLAYING ORDER: ● X □

BLUES RUNS, KEY OF E, LOWER POSITIONS

① *Starts on the end of the 4th beat*
 four and ah, one and ah etc.

② *Starts right on the beat*
 three with a variation on ③

③ *The following are to be felt as SHUFFLE*
 above 8th notes (swing blues to some of you)

④ *PHRASE EXTENSION*
 and one and etc.

⑤ *and one and etc.*

⑥ *pull offs, hammer-ons and slides used here & there can add even more of a blue color to blues runs. Also*

especially noteworthy & for some people's taste, even mandatory are volume ACCENTS, i.e., making some notes sharply louder than others. There's a lot of fun to be had in this area with just a moderate amount of experimentation.

Please do try these runs in other keys & don't play them too slowly or they just won't have enough life. Above all else, make them sound as good as you can ... so that the time spent is worth it.