

(Renaissance) Baroque and Classical-Romantic Symmetric Progressions

Ted Greene
1977-08-06
1977-08-31

blue = editorial suggestions

Playing order: ● × □ ★
○ = opt.

① I IV, ii V, iii vi, IV vii^o III ← to 20th Century diatonic

Key of D

Do on all string sets.

② I IV, vi ii, etc.
vi IV, V iii, IV ii, III

Open triads: i v/3 VI^Δ7 ii^o7/5 V up in major 3rds

With open triads: ③ $\overset{\text{of iii}}{\text{IV}} \mid \overset{\text{of V}}{\text{I}}, \overset{\text{of VII}}{\text{iv}} \text{ i (or I)}, \text{IV (or iv)} \text{ I}, \text{iv I}$ or use m6's on iv
 ↑
 up beat
 Or downbeat: IV/3 I/5

④ Same in keys of I bIII (or iii) v bVII (II)

1)

Key of C:

Key of F:

Handwritten guitar chord diagrams for the first progression in the key of F:

- F: 5 2 3 4 5
- B \flat : 3 1 2 2 2
- E \flat 7: 3 1 2 2 2
- A: 2 2 2 2 2

Musical staff for the first progression in the key of F, showing chords and a melodic line.

Handwritten guitar chord diagrams for the second progression in the key of F:

- D7: 7 7 7 7 7
- Gm: 5 5 5 5 5
- Cm7: 5 5 5 5 5
- F: 3 3 3 3 3

Musical staff for the second progression in the key of F, showing chords and a melodic line.

----- key of B \flat -----

2)

Key of F:

Handwritten guitar chord diagrams for the third progression in the key of F:

- F: 10 10 10 10 10
- B \flat : 10 10 10 10 10
- E \flat (II): 8 8 8 8 8
- A ϕ 7 vii ϕ 7: 8 8 8 8 8
- D III: 7 7 7 7 7
- Gm7 vi or G7: 6 6 6 6 6

Musical staff for the third progression in the key of F, showing chords and a melodic line.

----- key of E \flat -----

Handwritten guitar chord diagrams for the fourth progression in the key of F:

- Cm7 ii: 5 5 5 5 5
- F7: 5 5 5 5 5
- B \flat : 3 3 3 3 3
- E \flat : 3 3 3 3 3
- A \flat : 1 1 1 1 1
- Dm7b5: 1 1 1 1 1

Musical staff for the fourth progression in the key of F, showing chords and a melodic line.

Key of C:

Handwritten guitar chord diagrams for the fifth progression in the key of C:

- C^C/_G: 8 8 8 8 8
- D^D/₃: 7 7 7 7 7
- G7^{3,5}/₇: 8 8 8 8 8
- C^R/₃: 5 5 5 5 5
- F \sharp 7⁷/₇: 7 7 7 7 7
- B₃: 9 9 9 9 9
- E7₇: 9 9 9 9 9
- A₃: 7 7 7 7 7

Musical staff for the fifth progression in the key of C, showing chords and a melodic line.

Handwritten guitar chord diagrams for the sixth progression in the key of C:

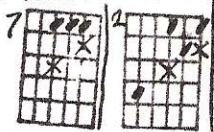
- Dm7₇: 7 7 7 7 7
- G₃: 5 5 5 5 5
- C7₇: 5 5 5 5 5
- F₃: 3 3 3 3 3
- B^o/_R: 2 2 2 2 2
- B ϕ 7₇: 4 4 4 4 4
- E₃: 2 2 2 2 2

Musical staff for the sixth progression in the key of C, showing chords and a melodic line.


8-6-77

(Renaissance), BAROQUE + CLASSICAL-ROMANTIC SYMMETRIC PROG.

① I IV, ii V, iii vi, VII vii^o III ^{20th cent} DIAT.
Key of D down all string sets



② I IV, vi ii etc. III
VI IV, I iii, IV ii




③ IV | I
UP DOWN
DOWN UP
IV/3 I/5

with open triads

↑ of iii ↓ IV I ↑ of VII ↓
IV I or use m6's on IV

④ same in keys of I bVII (or iii) v bVII (II)

8-31-77



② Key of F: F, Bb, Eb, A7, D, Gm7, Cm7, F7, Bb, Eb, Ab, Dm7 etc.
Key of Eb: Eb, Ab, Dm7 etc.

