

# Bach-Type Pedal Points

(Decoration and animation must be added for vitality)

Ted Greene

1974-10-19

1982-05-07

All 5th strings open

Key of A

A E7/A B7b9/A E7b9/A B7b9/A E7b9/A

12 10 8 7 5 or 6th fret for A7b9 4

1)

A E7b9/A Dm/A E7b9/A A

5 Am7 1 1 1 2

All 5th strings open

Key of Dm

A A7b9 Dm E7b9/A A7b9 E7b9/A

12 9 10 7 6 4

2)

A7 D7b9/A Dm6 Dm/A E7b9/A A

3 2 1 1 1 2

All 5th strings open

Key of Dm

Dm C#0/A B0/A A G#0/A F#0/A F0/A A

17 15 13 12 or Am 10 8 7 10

3) opt.

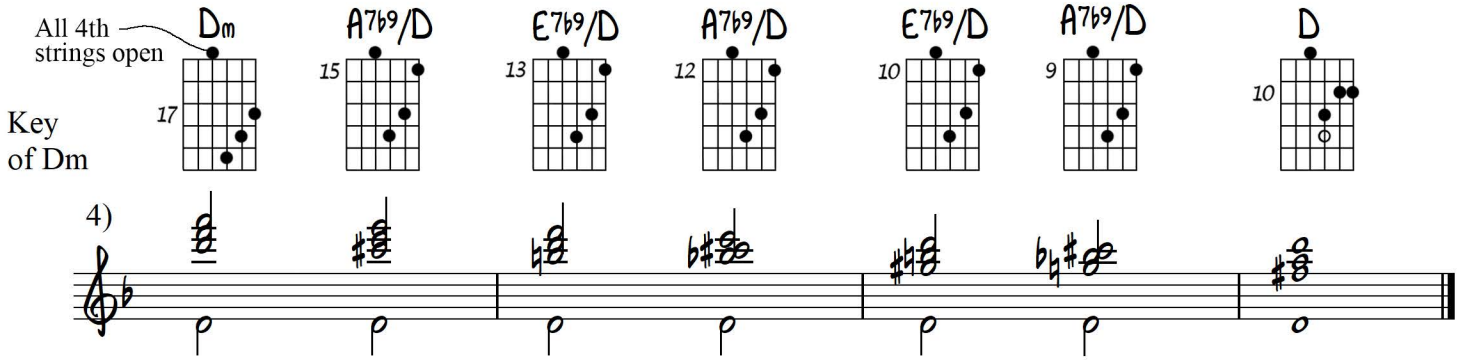
All 4th strings open

Key of Dm

17 15 13 12 10 9 10

Dm A7b9/D E7b9/D A7b9/D E7b9/D A7b9/D D

4)

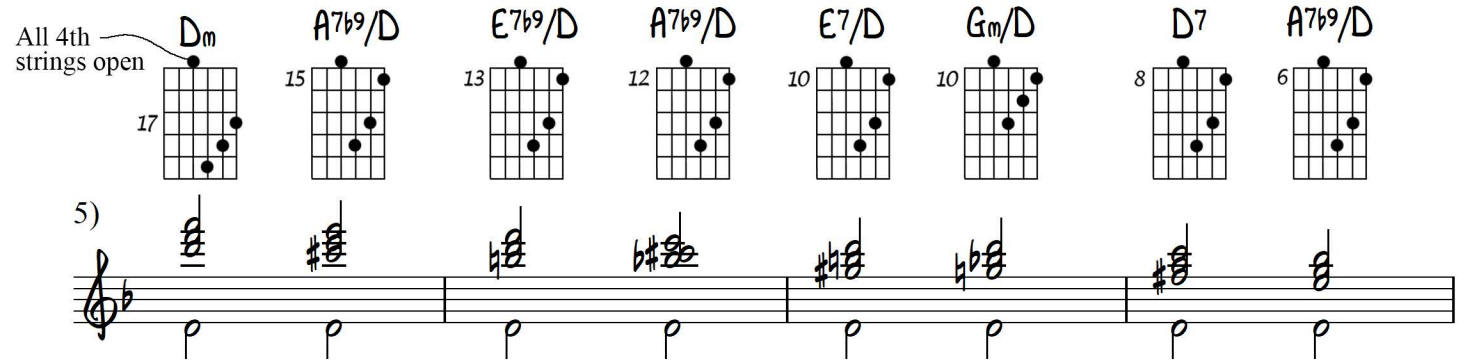


All 4th strings open

17 15 13 12 10 10 8 6

Dm A7b9/D E7b9/D A7b9/D E7/D Gm/D D7 A7b9/D

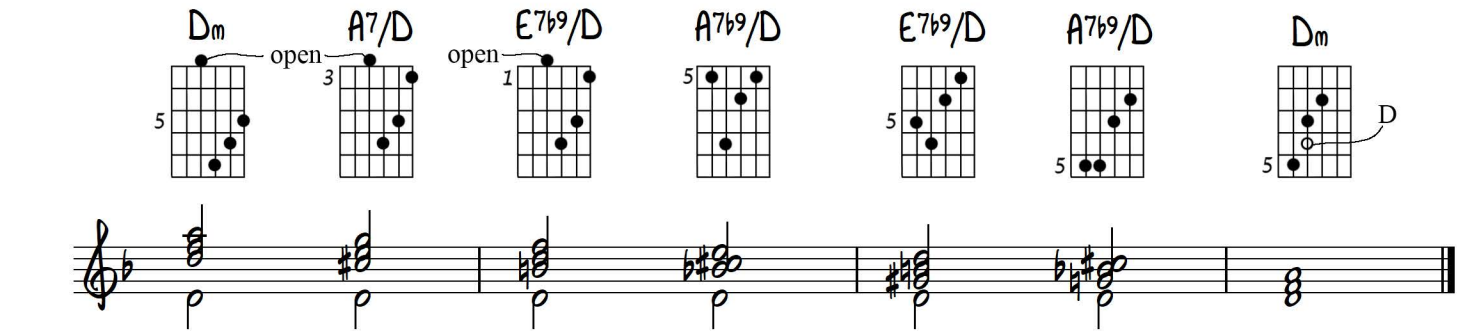
5)



open open

5 3 1 5 5 5 5

Dm A7/D E7b9/D A7b9/D E7b9/D A7b9/D Dm



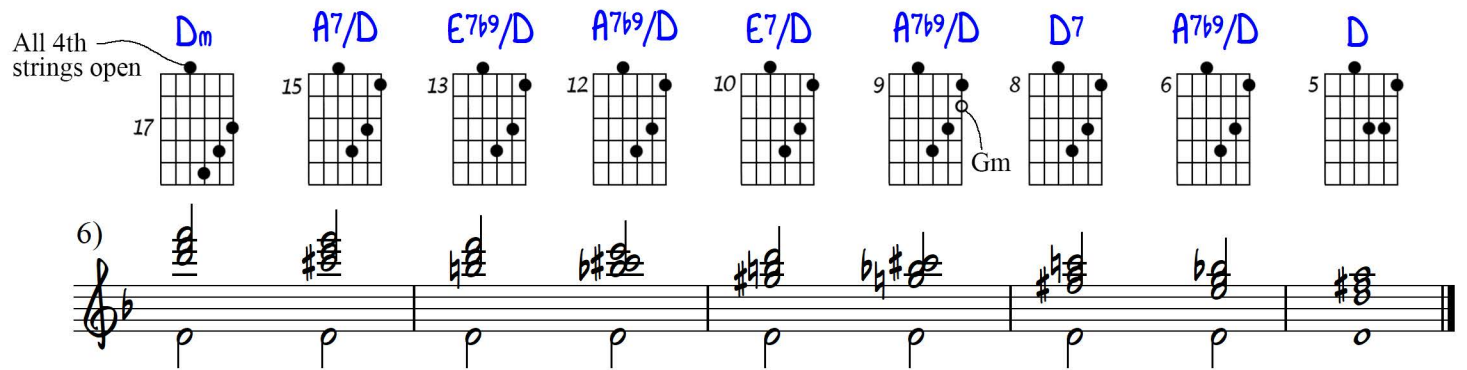
All 4th strings open

17 15 13 12 10 9 8 6 5

Dm A7/D E7b9/D A7b9/D E7/D A7b9/D D7 A7b9/D D

Gm

6)

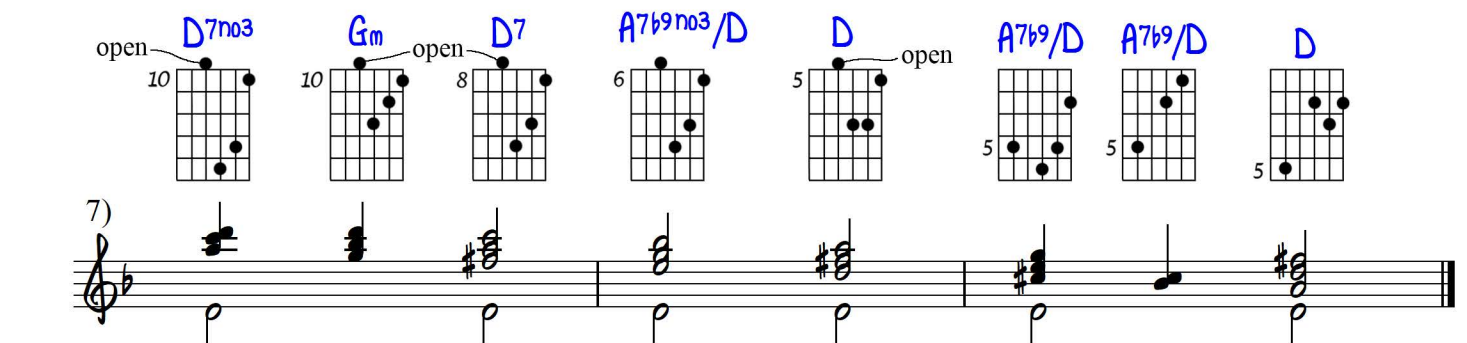


open open open

10 10 8 6 5 5 5

D7no3 Gm D7 A7b9no3/D D A7b9/D A7b9/D D

7)



8)

Diagram 1: Dm (5th fret, 2nd string)

Diagram 2: A7/D (5th fret, 2nd string)

Diagram 3: G7 (5th fret, 2nd string)

Diagram 4: A7b9/D (5th fret, 2nd string)

Diagram 5: A7b9/D (optional) (5th fret, 2nd string)

Diagram 6: D (5th fret, 2nd string)

Do all exercises with 1st and 2nd inversions of diminished triads (instead of the above root position types). Also use open triads.

All over D harmonic pedal:

Diagram 1: Gm $\Delta$ 9 (5th fret, 2nd string)

Diagram 2: Gm<sup>6</sup> (5th fret, 2nd string)

Diagram 3: D (5th fret, 2nd string)

Diagram 4: Gm (10th fret, 2nd string)

Diagram 5: D7<sup>b</sup>9 (8th fret, 2nd string)

Diagram 6: Gm<sup>6</sup> (6th fret, 2nd string)

Diagram 7: D (5th fret, 2nd string)

### Soprano Pedal Sounds

in lots of fingerings:

Diagram 1: B7 (7th fret, 2nd string)

Diagram 2: Em (7th fret, 2nd string)

Diagram 3: Am<sup>9</sup> (7th fret, 2nd string)

Diagram 4: D7<sup>b</sup>9 (10th fret, 2nd string)

Diagram 1: Bm<sup>7</sup> (7th fret, 2nd string)

Diagram 2: Em (7th fret, 2nd string)

Diagram 3: Bm (7th fret, 2nd string)

Diagram 4: Am<sup>9</sup> (7th fret, 2nd string)

Diagram 5: F#<sup>b</sup>7 (7th fret, 2nd string)

Diagram 6: B7 (4th fret, 2nd string)

10 **D7** 10 **G** 10 **D** 10 **G** 13 **G7** 13 **C**

8 **CΔ7** 8 **D7** 8 **C** 9 **F#o7**

Great Feel

(3rds & Pedal) 5 5 5 5 5 5

Optional right-hand: *a* *i* *a* *m* etc.

Only beginning on a soprano pedal:

12 **E** 10 **D7** 12 **E7** 14 **Am** 10 **Am** 5 **Am**

