

# YOU'RE GONNA HEAR FROM ME

Playing order: ● × □ △  
○ = opt.

Try tuning down 1/2 step for this song.

5 **C** 5 **C+** 5 **A<sup>nm</sup>** 2 **A<sup>b+</sup>** 3 **G<sup>7sus</sup>** 1 **E<sup>b</sup>** 1 **G<sup>7</sup>**

Ev - 'ry - one tells me to know my place, but

1 **C<sup>A9</sup>** or on 3rd string 1 **C<sup>9</sup>** 1 **C<sup>7</sup>** 1 **F<sup>A7</sup>**  
1412

3 that ain't the way I play.

5 **F<sup>19</sup>** 5 **F<sup>A9</sup>** 5 **F** 5 **F<sup>nm9</sup>** 4 **A<sup>bA7</sup>** 1 **A<sup>b7</sup>** 1 **C** 2 **E<sup>+</sup>** 2 **A<sup>nm</sup>** 1 **A<sup>nm</sup>**

5 Why am I dar - ing to show my face? 'cause

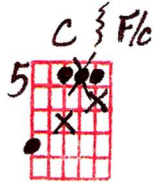

1 **D<sup>nm7</sup>** 1 **C** 1 **F** 2 **F<sup>#b7</sup>** 2 **G<sup>11</sup>** Fill (G13/E) 1 **G<sup>13b9</sup>**  
19-0

7 I've got some - thing to say: Move o - ver

or use G<sup>7sus</sup>

Harmonics


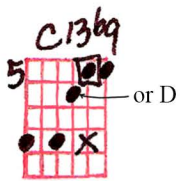
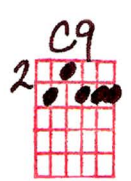
"You're Gonna Hear from Me" - Ted Greene Arrangement, 1977-12-20 (p.2)



or use G13


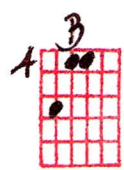

9

sun\_\_\_\_\_ and give me some sky\_\_\_\_\_ I've got me some  
room\_\_\_\_\_ you peo - ple up there,\_\_\_\_\_ on top of the



11

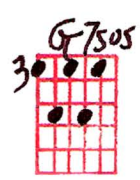
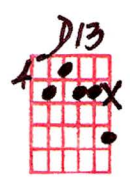
wings\_\_\_\_\_ I'm ea - ger to try.\_\_\_\_\_ I may be un -  
world,\_\_\_\_\_ I'll meet you, I swear,\_\_\_\_\_ I'm stak - in' my



(Bb7)

13


known,\_\_\_\_\_ but wait till I've flown,  
claim,\_\_\_\_\_ re - mem - ber my name,



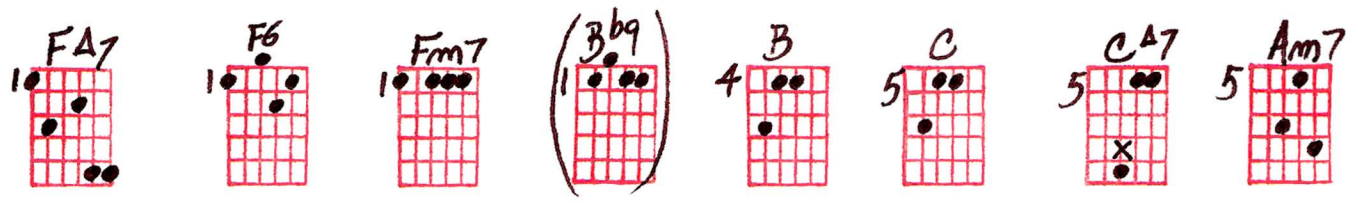
15

1. you're gon - na hear from me!\_\_\_\_\_ 2. Make me some

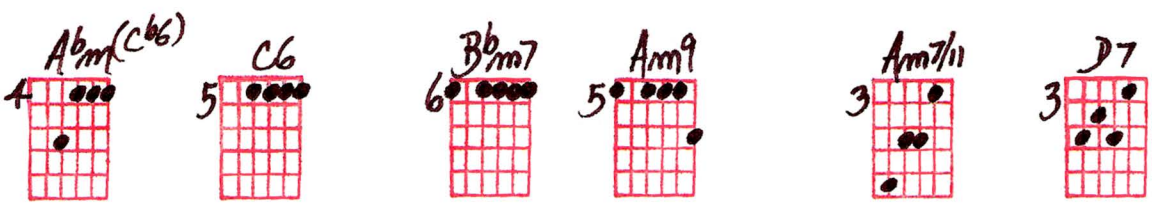
"You're Gonna Hear from Me" - Ted Greene Arrangement, 1977-12-20 (p.3)




17. you're gon - na hear from me!



19. For - tune smiled on the road be -



22. for me, I'm for - - tune's child.



25. Lis - ten world, you can't ig - nore me!

"You're Gonna Hear from Me" - Ted Greene Arrangement, 1977-12-20 (p.4)

Handwritten guitar chord diagrams and musical notation for measures 27-28.

Measures 27-28: *E<sup>b</sup> & A<sup>b</sup>/b<sup>b</sup>* (3), *E<sup>b</sup> & A<sup>b</sup>/b<sup>b</sup>* (3), *E<sup>b</sup>/9* (3), *Fm7* (6), *B<sup>b</sup>7* (3), *Fm9* (6), *B<sup>b</sup>7/6* (6), *B<sup>b</sup>7/6* (3).

Lyrics: I've got a song that longs to be played. Raise up my

Handwritten guitar chord diagrams and musical notation for measures 29-30.

Measures 29-30: *E<sup>b</sup>13sus* (6), *E<sup>b</sup>13* (10), *E<sup>b</sup>13* (5), *A<sup>b</sup>7* (4) or *A<sup>b</sup>Δ7*, *A<sup>b</sup>/9* (4), *A<sup>b</sup>m7* (4), *D<sup>b</sup>9* (3), *Fm7* (3).

Lyrics: flag, \_\_\_\_\_ be - gin my pa - rade, \_\_\_\_\_ then watch the world

Handwritten guitar chord diagrams and musical notation for measures 31-32.

Measures 31-32: *C* (1), *B* (4), *C* (5), *C* (5), *E<sup>m</sup>7<sup>b</sup>5* (6), *A13<sup>b</sup>9 & A7<sup>b</sup>9+* (5).

Lyrics: o - ver, \_\_\_\_\_ start com - in' up clo - ver, \_\_\_\_\_

Handwritten guitar chord diagrams and musical notation for measures 33-34.

Measures 33-34: *A<sup>m</sup>7* (5), *D13* (4), *G11* (1), *G7* (3), *CA9* (1), *B<sup>b</sup>13* (6) or *B<sup>b</sup>7/6*, *A13* (5).

Lyrics: that's how it's gon - na be, \_\_\_\_\_ you'll see! \_\_\_\_\_

Handwritten guitar chord diagrams for the first line of the song:

- D13sus**: 9 fingers, fret 1, strings 2-4-5-6.
- E<sup>b</sup>9**: 9 fingers, fret 1, strings 2-4-5-6.
- D9**: 8 fingers, fret 2, strings 2-4-5-6.
- G11**: 1 finger, fret 1, strings 2-4-5-6.
- G7**: 3 fingers, fret 3, strings 2-4-5-6.
- C6**: 1 finger, fret 1, strings 2-4-5-6.

Musical notation for the first line:

35 You're gon - na hear from me!

Alternate for measure # 26:

Handwritten guitar chord diagrams for an alternate line:

- Dm/G**: 2 fingers, fret 2, strings 2-4-5-6.
- G07**: 4 fingers, fret 4, strings 2-4-5-6.
- LINES (Fm)**: 1 finger, fret 1, strings 2-4-5-6.
- C67+**: 2 fingers, fret 2, strings 2-4-5-6.

[Or create other lines based around these chord shapes.]

Musical notation for the second line:

can't ig - - nore me!



# YOU'RE GONNA HEAR FROM ME

From the Warner Bros. Picture "INSIDE DAISY CLOVER"

Lyric by DORY PREVIN

Music by ANDRÉ PREVIN

Verse ad lib.

C C+ Am/c Ab+ G7 (sus. 4) Eb/Bb G7 Cmaj.9 C9 C7 FA7

Ev-'ry-one tells me to know my place, But that ain't the way I play,

F#m7/F 3 E/F# C/F# Fm7/Bb AbA7 Ab/Bb C/G E+/G# Am Am7 Dm7 C/E F# D9 #11/5 G7 (G11) (sus. 4) G7

Why am I dar-ing to show my face? 'Cause I've got some-thing to say:

Refrain - Slowly, but rhythmically

G7 3b9 C sus C F/c C Eb/Bb Dm7 G7 A G7/B C13sus C9 C13(b9) C7-9

Move o-ver sun and give me some sky, I've got me some wings, I'm ea-ger to

F(11) Ab Fm7 Bb9 3 Fm7 Ab C/G B/D# C/E C E+/B A13b9 Am9 D13 D7-9

try, I may be un-known, But wait till I've flown, YOU'RE GON-NA HEAR FROM ME!

G7 sus G7 G13 G7-9 3 C sus C F/c C Eb/Bb Dm7 G7 A G7/B C13sus C9 C13b9 C7-9

Make me some room you peo-ple up there, On top of the world, I'll meet you, I

F(11) Ab Fm7 Bb9 3 Fm7 Ab C/G B/D# C/E C E+/B A13b9 Am9 A11/E D7/B D13

swear, I'm stak-in' my claim, re-mem-ber my name, YOU'RE GON-NA HEAR FROM ME!

G7 sus G7 Gm7 C7-9 Fmaj.7 F6 Fm7 Bb9 C B/D# C/E C A7 Am7 Abm Bb C6/G Bbm7 Am9 Am7/11/E

For-tune smiled On the road be-fore me, I'm for-tune's

D7 (sus. 4) G7 Dm7 Em7 F/G Fm7 Dm7/G Eb+/A Eb/Bb Ab 3 Eb/Bb Ab/Bb Eb/B9

child, Lis-ten world, you can't ig-nore me! I've got a song that

Fm7 3 Bb7 (Fm7) Bb7/6 Eb13sus Eb13 Eb13 Ab/9 Abm7 D9 3 Fm7/Ab C/G B/D# C/E C Em7/Bb

longs to be played, Raise up my flag, be-gin my pa-rade, Then watch the world o-ver, start com-in' up

A13b9 A7b9+ Am7 D13 G11 (sus. 4) G7 Cmaj.9 Bb7/6 A13 D13sus Eb9 D9 G11 (optional) G7

clo-ver, That's how it's gon-na be, you'll see! YOU'RE GON-NA HEAR FROM

1. C6 Ab7 A° Dm7 D7 E7 G7-9 2. C Ab C

ME! Move o-ver ME!