

# Silent Night

Ted Greene  
1998-11-30

## Accompaniment

○ = opt.

Key of E

E E E E F#7 F#m7 B9

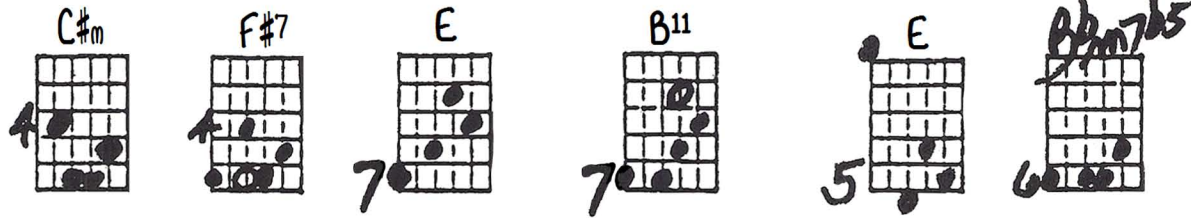
Si - lent night, Ho - ly night, All is calm,

E/9 E7 A/9 B9no3 E/9 C#m7

All is bright. 'Round yon Vir - gin, Mo - ther and child.


A/9 B9no3 E/9 C#m7 F#m7 B9no3 C#7

Ho - ly in - fant so ten - der and mild. Sleep in heav - en - ly

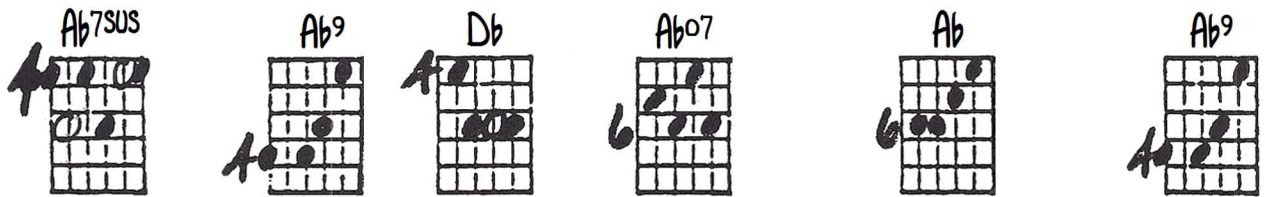


Musical notation for measures 19-24. The top staff shows chords and the bottom staff shows the melody. The lyrics are: peace, \_\_\_\_\_ sleep in heav - en - ly peace.

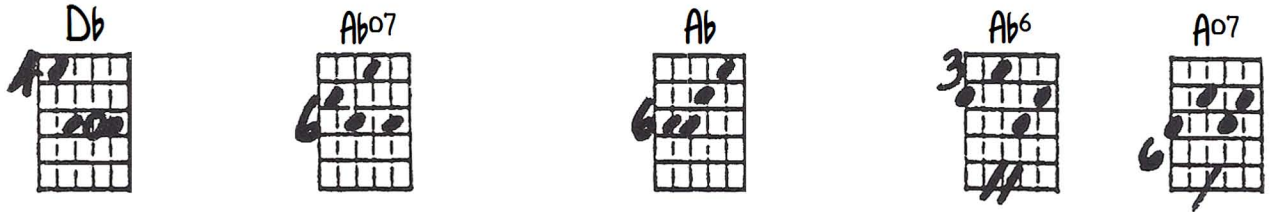
Key of Ab



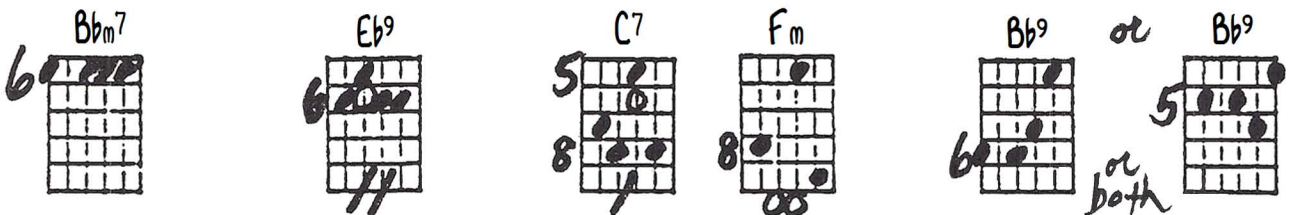
Musical notation for measures 25-30. The top staff shows chords and the bottom staff shows the melody. The lyrics are: Si - lent night, Ho - ly night, Shep - herds quake



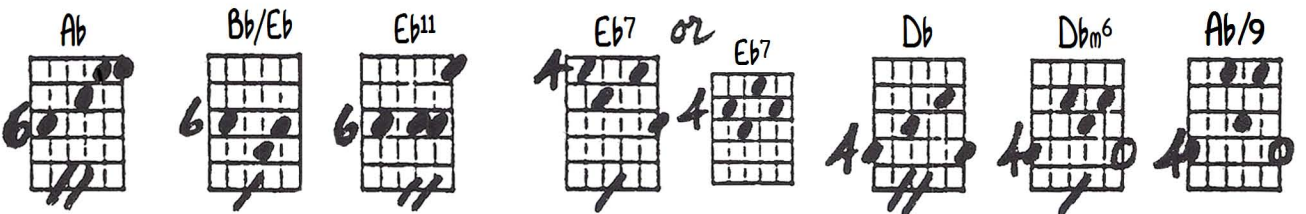
Musical notation for measures 31-36. The top staff shows chords and the bottom staff shows the melody. The lyrics are: at the sight. Glo - ries stream from heav - en a - far.



Musical notation for the first system. The top staff shows guitar chords: **Db**, **Ab07**, **Ab**, **Ab6**, and **A07**. The bottom staff shows a vocal melody line with lyrics: "Heav'n - ly hosts\_\_\_\_\_ sing Al - le - lu - ia!".



Musical notation for the second system. The top staff shows guitar chords: **Bbm7**, **Eb9**, **C7**, **Fm**, **Bb9**, and **Bb9**. The bottom staff shows a vocal melody line with lyrics: "Christ the Sav - iour is born\_\_\_\_\_".



Musical notation for the third system. The top staff shows guitar chords: **Ab**, **Eb7**, **Ab**, and **Ab**. The bottom staff shows a vocal melody line with lyrics: "Christ\_\_\_\_\_ the Sav - iour is born.".



11-30-98

key of E

# Acc. to 'SILENT NIGHT'

Handwritten guitar chord diagrams for the song 'Silent Night' in the key of E major. The diagrams are arranged in a grid with 10 columns and 5 rows. The first three rows contain chord diagrams with various annotations, while the last two rows are empty.

**Row 1:** Chord diagrams for measures 1-10. Annotations include '3 4' at the start, '20 20 20 20' above measures 5 and 6, and '2' above measure 10.

**Row 2:** Chord diagrams for measures 1-10. Annotations include '2' above measures 1-2, '40 40 40' above measure 3, '20 20 20 20' above measures 4-5, '4' above measure 6, and '7 7' above measures 9-10.

**Row 3:** Chord diagrams for measures 1-10. Annotations include '5' above measure 1, 'Ab 7 5' above measure 2, '40 40 40' above measures 3-5, '60 60 60' above measures 6-8, and '6 6 6' above measures 9-10.

**Row 4:** Chord diagrams for measures 1-10. Annotations include 'key of Ab' on the left, '40 40 6 6 6 40 40 6 6 6 3 6 6' above the diagrams, and 'or' above measure 5.

**Row 5:** Chord diagrams for measures 1-10. Annotations include '60 60 60 5 8 8 60 5 60 60 60 60 60 60' above the diagrams, and 'or both' above measure 5.

**Row 6:** Chord diagrams for measures 1-10. Annotations include '40 40 40 40 40 40 40 40 40 40' above the diagrams.

**Row 7:** Empty chord diagrams for measures 1-10.

**Row 8:** Empty chord diagrams for measures 1-10.

**Row 9:** Empty chord diagrams for measures 1-10.

**Row 10:** Empty chord diagrams for measures 1-10.