

# RUBY

Playing order: ● × □ △  
○ = opt.

Solo Guitar

Key of Ab

Chord diagrams for the first line:

- Eb+**: 1st fret, 1st string (opt), 2nd string (opt), 3rd string (opt), 4th string (opt), 5th string (opt), 6th string (opt)
- Ab6**: 1st fret, 2nd string (opt), 3rd string (opt), 4th string (opt), 5th string (opt), 6th string (opt)
- Ab**: 1st fret, 2nd string (opt), 3rd string (opt), 4th string (opt), 5th string (opt), 6th string (opt)
- A0**: 1st fret, 2nd string (opt), 3rd string (opt), 4th string (opt), 5th string (opt), 6th string (opt)
- Gb**: 1st fret, 2nd string (opt), 3rd string (opt), 4th string (opt), 5th string (opt), 6th string (opt)

Musical notation for the first line:

They say, Ru - by, you're like a dream,

Chord diagrams for the second line:

- Eb7#9+**: 1st fret, 2nd string (opt), 3rd string (opt), 4th string (opt), 5th string (opt), 6th string (opt)
- AbΔ9**: 1st fret, 2nd string (opt), 3rd string (opt), 4th string (opt), 5th string (opt), 6th string (opt)
- Ebm7/11**: 1st fret, 2nd string (opt), 3rd string (opt), 4th string (opt), 5th string (opt), 6th string (opt)
- Ab13**: 1st fret, 2nd string (opt), 3rd string (opt), 4th string (opt), 5th string (opt), 6th string (opt)

Musical notation for the second line:

not al - ways what you seem, and tho' my heart may

Chord diagrams for the third line:

- DbΔ13**: 9th fret, 1st string (opt), 2nd string (opt), 3rd string (opt), 4th string (opt), 5th string (opt), 6th string (opt)
- Db6**: 11th fret, 1st string (opt), 2nd string (opt), 3rd string (opt), 4th string (opt), 5th string (opt), 6th string (opt)
- Db6**: 9th fret, 1st string (opt), 2nd string (opt), 3rd string (opt), 4th string (opt), 5th string (opt), 6th string (opt)
- Db6**: 9th fret, 1st string (opt), 2nd string (opt), 3rd string (opt), 4th string (opt), 5th string (opt), 6th string (opt)
- Gb9#11no3**: 2nd fret, 1st string (opt), 2nd string (opt), 3rd string (opt), 4th string (opt), 5th string (opt), 6th string (opt)
- A9**: 5th fret, 1st string (opt), 2nd string (opt), 3rd string (opt), 4th string (opt), 5th string (opt), 6th string (opt)

Musical notation for the third line:

break when I a - wake, let it be

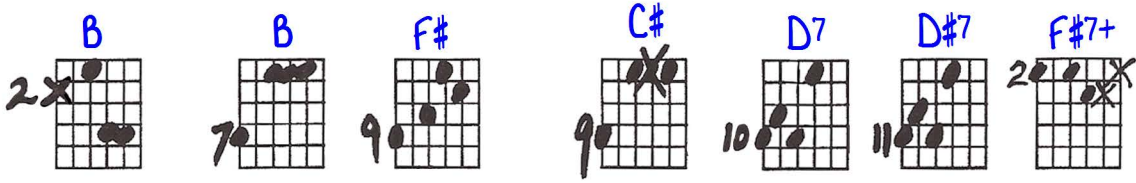
Chord diagrams for the fourth line:

- Dbm6**: 4th fret, 1st string (opt), 2nd string (opt), 3rd string (opt), 4th string (opt), 5th string (opt), 6th string (opt)
- Abm6**: 4th fret, 1st string (opt), 2nd string (opt), 3rd string (opt), 4th string (opt), 5th string (opt), 6th string (opt)
- E7**: 5th fret, 1st string (opt), 2nd string (opt), 3rd string (opt), 4th string (opt), 5th string (opt), 6th string (opt)
- A13**: 5th fret, 1st string (opt), 2nd string (opt), 3rd string (opt), 4th string (opt), 5th string (opt), 6th string (opt)

Musical notation for the fourth line:

so, I on - ly know, Ru - by, it's

Key Change to B (version 1):

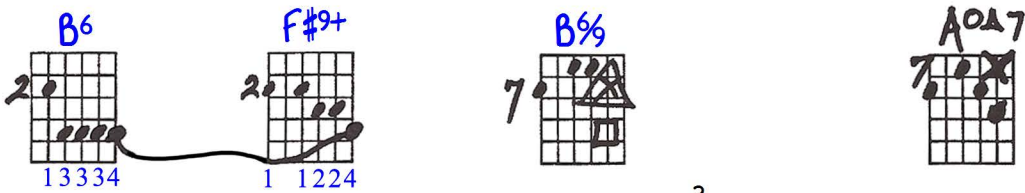


Musical staff for version 1. It shows a sequence of chords corresponding to the diagrams above. The lyrics are "you." followed by a line and "They".

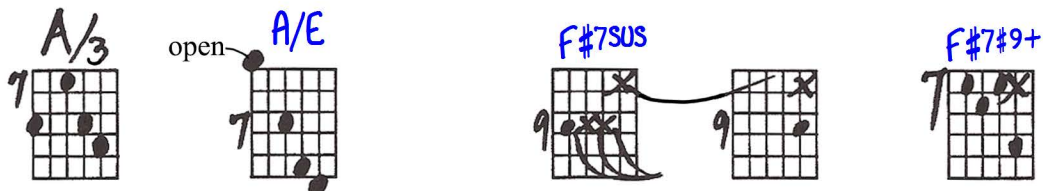
Key Change to B (version 2):



Musical staff for version 2. It shows a sequence of chords corresponding to the diagrams above. The lyrics are "you." followed by a line and "They".



Musical staff showing chords and lyrics: "say, Ru - by, you're like a".



Musical staff showing chords and lyrics: "song, you don't know right from".

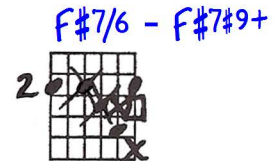
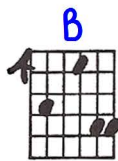
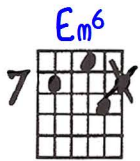
17 wrong, \_\_\_\_\_ and in your eyes I

19 see heart - ache for me. \_\_\_\_\_ But from the

21 start, \_\_\_\_\_ who stole my heart? Ru - by, it's

----- FILL -----

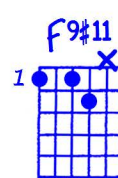
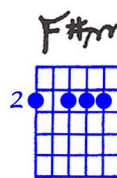
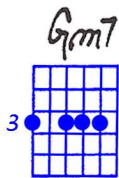
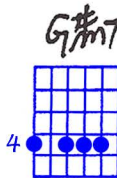
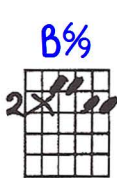
23 you. \_\_\_\_\_ I



25

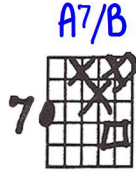
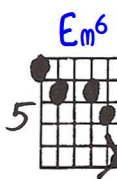
hear your voice \_\_\_\_\_ and I must come to

----- FILL -----



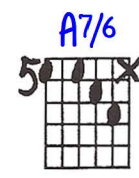
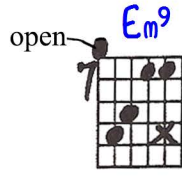
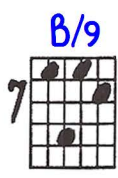

27

you. \_\_\_\_\_ I



29

have no choice. \_\_\_\_\_ What else can I



Key Change to D →

31

do? \_\_\_\_\_ They



33

D<sup>6</sup> D<sup>6</sup> A<sup>9+</sup> D<sup>9</sup> D<sup>9</sup> B B<sup>7</sup>

say, \_\_\_\_\_ Ru - by, you're like a

35

C A<sup>7sus</sup> A<sup>7#9+</sup>

flame, \_\_\_\_\_ in - to my life you

37

D<sup>Δ9</sup> (optional B<sup>m7</sup> - B<sup>b7</sup> - A<sup>m7</sup>) open A<sup>m11</sup> D<sup>13</sup>

7 12 chimes 14

came, \_\_\_\_\_ and tho' I should be -

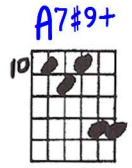
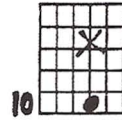
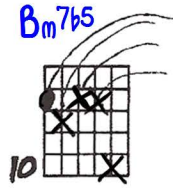
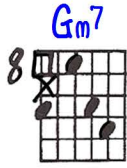
39

G<sup>Δ9</sup> G<sup>6</sup> - G<sup>9</sup> C<sup>9#11</sup> counterpoint

10 10 8 12 harmonic 10

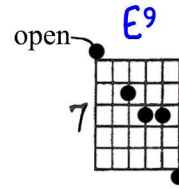

ware, still I don't care \_\_\_\_\_ you thrill me

"Ruby" - Ted Greene Arrangement, p. 6



41

so. \_\_\_\_\_ I on - ly know, Ru - by, it's



43

you. \_\_\_\_\_



