

MEDITATION

Playing order: ● × □ △
○ = opt.

Solo Guitar Arrangement

A rhythmic and "filling" right hand style is fairly crucial to this piece, Latin tune, that it is.

5 **C6** 7 **B7sus** 3 **B7** 3 **B7** 8 **C6**

Fill

1. In _____ my lone - li - ness _____ when you're gone
2. Though _____ you're far _____ a - way _____ I have on -
3. I _____ will wait _____ for you _____ 'til the sun -

10 **Dm7** 5 **Em7/11** 7 **F9#11** 5 **Em7/11** 5 **A7/6** 5 **A7+** Fill

5 _____ and I'm all _____ by my - self _____ and I _____ need your _____ ca - res. _____
- ly to close _____ my eyes _____ and you _____ are back _____ to stay. _____
- falls from out _____ of the sky _____ for what - else can _____ I do? _____

5 **Dm** 5 **A7+** 3 **Dm7** 6 **Fm9** 3 **gb9** Fill 5 **C11**

on 4th beat

To Coda

9 _____ just think _____ of you _____ and the thought
_____ just close _____ my eyes _____ and the sad -
_____ will wait _____ for you _____

Use right hand "entrance" technique

5 **C11** 5 **A7+** 3 **Dm7/11** 3 **G13** 3 **G9+**

13 _____ of you hold - ing me near _____ makes my lone - li - ness soon dis - ap - pear.
- ness that miss - ing you brings _____ soon is gone _____ and this heart of mine sings.

"Meditation" - Ted Greene Arrangement, p.2

Bridge:

Handwritten guitar diagrams and musical notation for the first system of the bridge. The diagrams are: **F19** (5th fret, 1st string), **Fm7/b6** (8th fret, 1st string), **Bb13** (6th fret, 3rd string), and **Em7** (7th fret, 1st string). The musical notation starts at measure 17 with lyrics: "Yes, _____ I love _____ you so _____ and that _____". A note above the **Bb13** diagram says "on 4th beat".

Handwritten guitar diagrams and musical notation for the second system of the bridge. The diagrams are: **Em7** (7th fret, 1st string), **C9/9** (10th fret, 1st string), and **Dm7** (10th fret, 1st string). The musical notation starts at measure 21 with lyrics: "_____ for me _____ is all _____ I need _____ to know. _____". A note above the **Dm7** diagram says "G9 or ?". The system ends with "D.C. al Coda".

Handwritten guitar diagrams and musical notation for the third system of the bridge. The diagrams are: **Bb9** (3rd fret, 1st string), **C9** (5th fret, 1st string) or **E7/b5**, **A7+** (5th fret, 1st string), and **A9/b5** (3rd fret, 1st string). The musical notation starts at measure 25 with lyrics: "med - i - ta - ting how sweet _____ life will be _____".

Handwritten guitar diagrams and musical notation for the fourth system of the bridge. The diagrams are: **A9/b5** (3rd fret, 1st string), **G7/b6** (3rd fret, 1st string), and **C6** (1st fret, 1st string). The musical notation starts at measure 27 with lyrics: "_____ when you come _____ back to me. _____".

SOLO GUITAR ARRANGEMENT

MEDITATION

8-11-80
arr. by [signature]

a rhythmic & "filling" right hand style is fairly crucial to this piece, latin tune that it is.

5 C6 7 B7sus B7 Fill B7 C6 Dm7 Em7/11 F9#11 Em7/11 A2/6 Dm A7+

3 Dm7 6 Fm9 Bb9 Fill C/9 A7+ Dm7/11 G13 then G9+ BRIDGE: F/9 Fm7/6 Bb13 Fill

7 Em7 C/9 Dm7 G9? Fill DC. C/9 A7+ Ab7b5 G7/6 C6


on 4th beat USE RIGHT HAND "ENTRANCE" TECHNIQUE on 4th BEAT

2 F/5


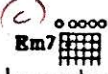

MEDITATION

(Meditação)




Music by ANTONIO CARLOS JOBIM

refrain ^{#C} 





In _____ my lone - li - ness _____ When you're gone -
 Though _____ you're far a - way _____ I have on -

^C  ^{Em7}  ^{A7+5} 

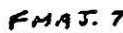



and I'm all by my - self and I need your ca - ress.
 ly to close my eyes and you are back to stay.

^{Dm7}  ^{Fm7}  ^{Fm6} 





I just think of you and the thought -
 I just close my eyes and the sad -

^{Em7}  ^{A7+5}  ^{Dm7}  ^{G7+5} 





- of you hold ing me near makes my lone - li - ness soon dis - ap - pear -
 - ness that miss - ing you brings soon is gone and this heart of mine sings -

^{Fmaj7}  ^{Fm6}  ^{Em7}  ^{CA9} 





Yes, I love you so and that for me is all -

^{Fm7}  ^{Dm7}  ^{G7+5}  ^C  *Same from here on*













I need to know _____ I will wait -

^{B7(sus.E)}  ^{B7}  ^C  ^{Em7} 

- for you 'til the sun falls from out of the sky for what else can I do?

^{A7+5}  ^{Dm7}  ^{Fm7}  ^{Fm6} 

I will wait for you Me - di - ta -

^{Em7}  ^{A7+5}  ^{Dm7}  ^{G7b9}  ^{1. C}  ^{Eb9}  ^{Ab9}  *To Refrain* ^{D9}  ^{G7+5}  ^{2. C}  ^{Bb9}  ^{Cmaj.7}  *Fine*

- ting how sweet life will be when you come back to me.