

MARIA

from "West Side Story"

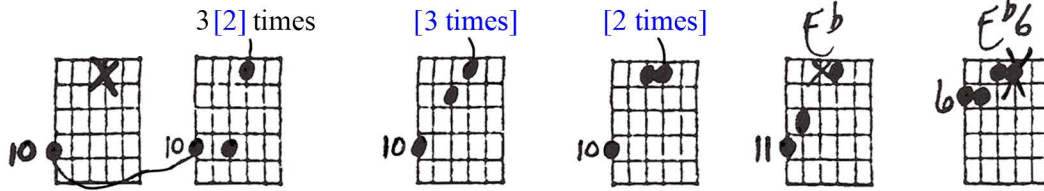
Playing order: ● × □ △
○ = opt.

Solo Guitar

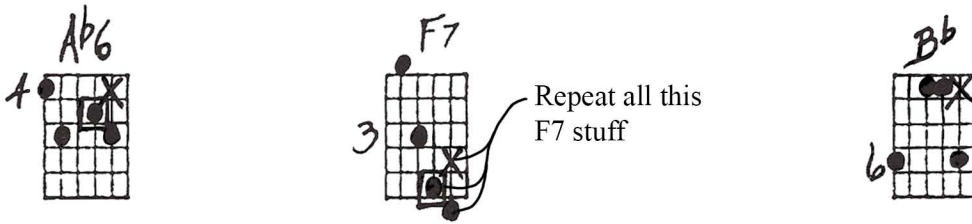
Key of D

Begins in
Dm (almost)

----- D stuff -----

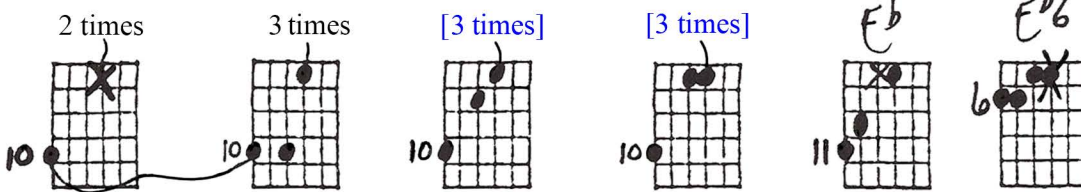


The most beau - ti - ful sound I ev - er heard: Ma -

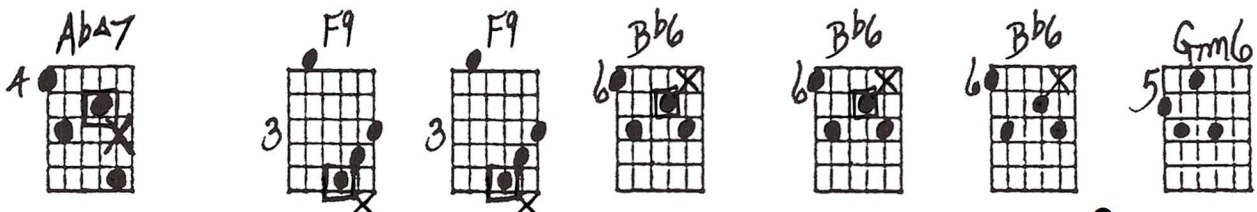


ri - a, Ma - ri - a, Ma - ri - a, Ma - ri - a.

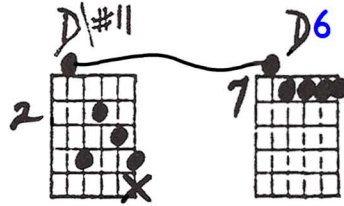

----- D stuff -----



All the beau - ti - ful sounds of the world in a sin - gle word: Ma -

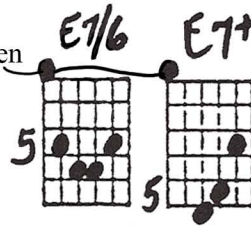



ri - a, Ma - ri - a, Ma - ri - a, Ma - ri - a, Ma - ri - a, Ma - ri - a. Ma -




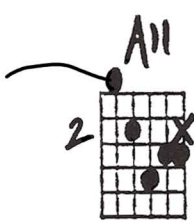
9

ri - a, I've just met a girl named Ma -



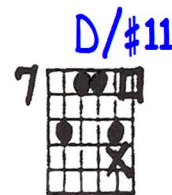
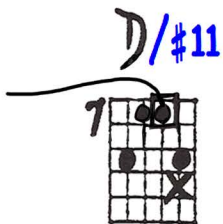
11

ri - a, and sud - den - ly that name will



13

nev - er be the same to me. Ma -



15

ri - a, I've just kissed a girl named Ma -

17

A Δ 7 5

open A 10

Bm 9

F#m/9 9

ri - a, _____ and sud - den - ly I've found how

19

Bm7 7

F#m/9 9

C#m 9

won - der - ful a sound can be. Ma -

21

G/5 10

12

G/9#11 10

GΔ7 10

ri - a! _____ Say it loud and there's mu - sic

23

F#m7 9

9

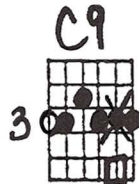
Am7 10

Am6 10

play - ing. Say it soft and it's al - most like


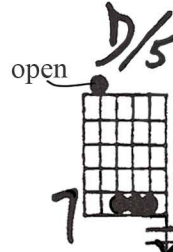


[See measure #44 for optional]



25 pray - ing, Ma - ri - a, I'll

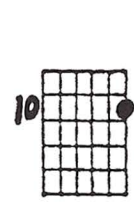

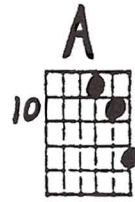
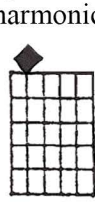
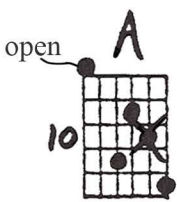
Handwritten notes: E19, C9



27 nev - er stop say - ing, "Ma - ri - a." Ma -

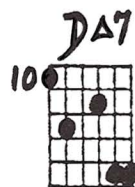
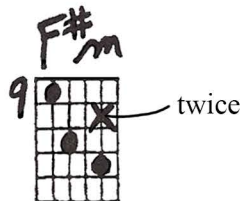
Handwritten notes: C9, Gm, Bb7, D/5, open

12th fret open chime harmonic



30 ri - a, Ma - ri - a, Ma - ri -

Handwritten notes: open, A, D, A, A, C#m



33 a, Ma - ri - a, Ma - ri -


Handwritten notes: F#m, D#7




36 a, Ma - - - ri - a, Ma -



40 ri - a! Say it loud and there's mu - sic



42 play - ing. Say it soft and it's al - most like



44 pray - ing. Ma - ri - a, I'll

Handwritten guitar chord diagrams for measures 46-48:

- C9**: 7th fret, 1st string open, 2nd string 7, 3rd string 9, 4th string 7, 5th string 9, 6th string 7.
- G7m**: 5th fret, 1st string 5, 2nd string 7, 3rd string 7, 4th string 5, 5th string 7, 6th string 5.
- Bb7**: 6th fret, 1st string 6, 2nd string 7, 3rd string 7, 4th string 6, 5th string 7, 6th string 6.
- D/5**: open, 1st string open, 2nd string 2, 3rd string 4, 4th string 5, 5th string 7, 6th string 2. Includes a bar line over the 5th and 6th strings.
- 10**: 10th fret, 1st string 10, 2nd string 12, 3rd string 12, 4th string 10, 5th string 12, 6th string 10.

Musical notation for measures 46-48. Treble clef, key signature of two sharps (F# and C#). Measure 46 starts with a 3-measure triplet. Lyrics: nev - er stop say - ing, "Ma - ri - a." Ma -

Handwritten guitar chord diagrams for measures 49-50:

- F6**: 13th fret, 1st string 13, 2nd string 15, 3rd string 15, 4th string 13, 5th string 15, 6th string 13. Note: "Many strikes of at least the soprano."
- F6**: 13th fret, 1st string 13, 2nd string 15, 3rd string 15, 4th string 13, 5th string 15, 6th string 13. Note: "Many strikes of at least the soprano."
- Ebb**: 11th fret, 1st string 11, 2nd string 13, 3rd string 13, 4th string 11, 5th string 13, 6th string 11. Includes a bar line over the 5th and 6th strings.
- Ebb**: 11th fret, 1st string 11, 2nd string 13, 3rd string 13, 4th string 11, 5th string 13, 6th string 11. Includes a bar line over the 5th and 6th strings.

Musical notation for measures 49-50. Treble clef, key signature of two sharps. Measure 49 starts with a 3-measure triplet. Lyrics: The most beau - ti - ful sound I ev - er heard: Ma -

Handwritten guitar chord diagrams for measure 51:

- EbbA7**: 13th fret, 1st string 13, 2nd string 15, 3rd string 15, 4th string 13, 5th string 15, 6th string 13.
- D7**: 12th fret, 1st string 12, 2nd string 14, 3rd string 14, 4th string 12, 5th string 14, 6th string 12.

Musical notation for measure 51. Treble clef, key signature of two sharps. Lyrics: ri - a.

MARIA : Solo Guitar

5-23-94

Key of D

begin in Yalmoor

two time D STUFF

then

(or

as before

until the top

MANY STRIKES OF AT LEAST THE SPAN

The diagram consists of a 10x10 grid of guitar chord diagrams. Each diagram shows a six-string guitar neck with fret numbers and fingerings. The chords are labeled with their names and fret numbers. The first row contains chords: D (10), D (10), D (10), D (10), Eb (11), Eb6 (6), Ab6 (10), F7 (3), F7 (6), and F7 (6). The second row contains: As above to Eb6 (4), F9 (3), Bb6 (6), Gmb6 (5), D#11 (2), D (7), D#11 (7), and A9 (2). The third row contains: F#m (4), D19#11 (5), E7b6 (5), E7+ (5), A9 (5), Ab9 (5), A11 (2), Em7 (5), A9 (5), and A11b9 (5). The fourth row contains: DA7 (5), D (7), D (7), D (7), A7 (5), A (9), Bm (9), F#m/9 (9), Bm7 (9), and F#m/9 (9). The fifth row contains: C#m (9), G7/5 (10), G7/9#11 (10), G7 (10), F#m7 (9), Am7 (10), Am6 (10), and E19 (7). The sixth row contains: C9 (7), C9 (3), D (7), Gm (5), Bb7 (6), D#5 (7), A (10), A (12), and FRET OPEN CHIME HARMONY (12). The seventh row contains: D (10), A (10), A (10), C#m (9), F#m (9), DA7 (10), C#m (9), A6 (17), and C#m/9 (16). The eighth row contains: C#m/11 (9), G (Add9 #11) (10), as before (10), until the top (10), Fb (10), MANY STRIKES OF AT LEAST THE SPAN (10), and MANY STRIKES OF AT LEAST THE SPAN (10). The ninth row contains: Eb6 (11), D (11), EA7 (13), DA7 (12), and empty diagrams (12, 12, 12, 12, 12). The tenth row contains empty diagrams (12, 12, 12, 12, 12, 12, 12, 12, 12).