

"F"

Playing order: ● × □ △ ○ = opt.

open **E7/6** open **A/9** open **AΔ9** **E7+/A**

1. If a pic - ture paints a thou - sand words, — then
 face could launch a thou - sand ships, — then

open **A11** **A7sus4** **A7** **F#m7**
DΔ9 **Bm7**

3 why can't I paint you. _____ The
 where am I to go? _____ There's

Dm7 **G9#11no3** **Dm** **A** **Dm**

5 words will nev - er but show _____ the you _____
 no one home but you. _____ You're all _____

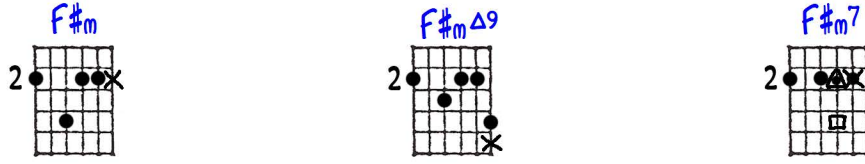
Dm open **E11** **E** **E7/6** open **E11** **E**

7 _____ I've come _____ to know. _____ 2. If a _____ And when
 _____ that's left _____ me to. _____

"IF" - Ted Greene Arrangement p.2

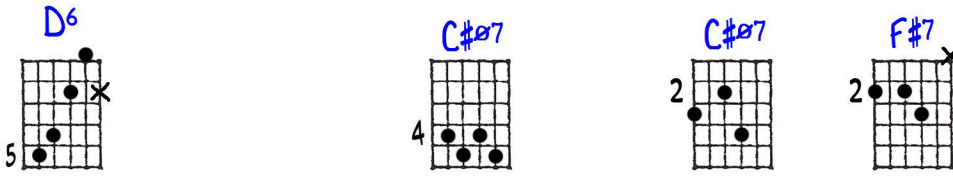
Ted's arrangement ends here; he didn't include the Bridge. The added suggested chords here are based mostly on the chord forms he used for his comping page of this same song.

Bridge:



10

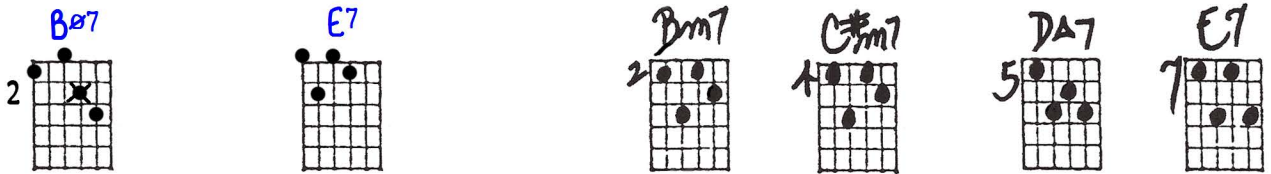
my love _____ for the life is run - ning
by one _____ the stars would all go



13

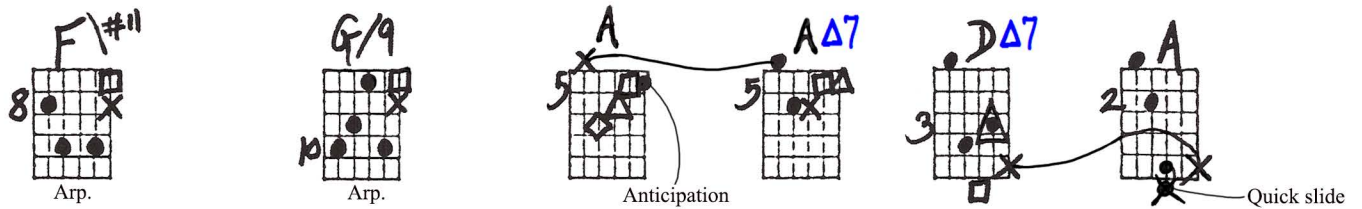
dry, you come and pour _____ your -
out. Then you and and I _____ would

Ending from Ted's "IF" comping lesson:



16

self on me. * 3. If a sim - ply fly a -



20

way _____
LET RING-----

* For the lyrics for verses 3 and 4, and the final Bridge, search the Internet for "IF" by David Gates, lyrics, or check out Ted's comping lesson.

Key of A

SOLO GUITAR format

'IF'

The tablature is organized into three rows of guitar grids:

- Row 1:** 12 grids. Grid 1: OPEN, 7, X. Grid 2: OPEN, 7, 1 TIMES, X. Grid 3: OPEN, 5, X. Grid 4: 5. Grid 5: 5, X. Grid 6: 2, X. Grid 7: 5, X. Grid 8: 2. Grid 9: 3, X. Grid 10: 3. Grid 11: 1. Grid 12: 2, X.
- Row 2:** 12 grids. Grid 1: 5, X. Grid 2: 1, X. Grid 3: 2, OPEN. Grid 4: 7. Grids 5-12: empty.
- Row 3:** 12 empty grids.