

EVERYTHING'S COMING UP ROSES


Playing order: ● × □ △
○ = opt.

Solo Guitar style

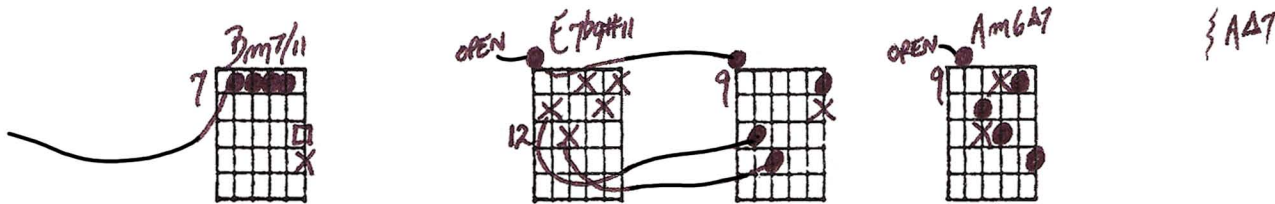
Starting with the Bridge:

Rubato


Key of A



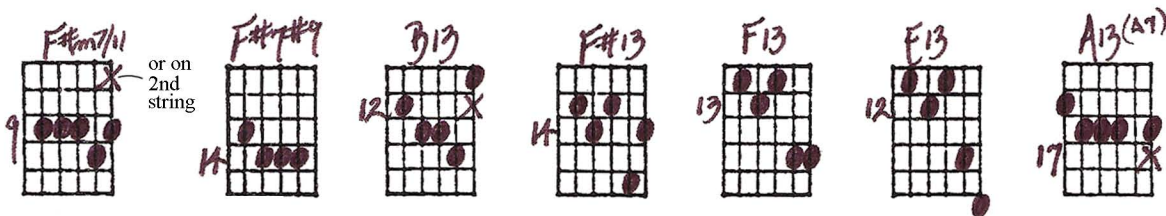
Now's our in - ning,



stand the world on its ear!



Set it spin - ning,



that - 'll be just the be - gin - ning! Cur - tain

DA9 10 A0A7 AA7/6 F#7b9+

up, light the lights, we got

E13sus4 3 times F13 open opt. E13 vibrato A6 G#13b9

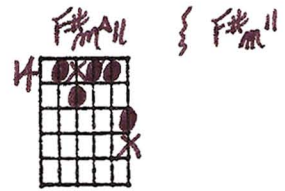
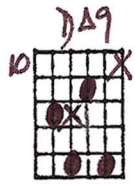
5 noth - ing to hit, but the heights! We'll be

C#m7 OPEN STR. HARMONIC A7/6 7 DA9 Dm7b9 or D

9 swell, we'll be great! I can

F#m7 A7 F#m6(A7) Dm7(b6) (or Dm7/11) to?




13 tell, just you wait! That



17 luck - y star I talk a - bout is

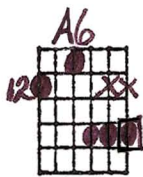
Musical staff for measures 17-20. Measure 17: G4, A4, B4. Measure 18: C5, B4, A4. Measure 19: G4, F#4, E4. Measure 20: D4, C4, B3. Octave line (8va) is indicated above the staff.

----- Fill -----



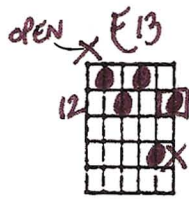
21 duel

Musical staff for measures 21-24. Measure 21: G4, A4, B4. Measure 22: C5, B4, A4. Measure 23: G4, F#4, E4. Measure 24: D4, C4, B3. Octave line (8va) is indicated above the staff.



25 Ev - 'ry - thing's com - ing up

Musical staff for measures 25-28. Measure 25: G4, A4, B4. Measure 26: C5, B4, A4. Measure 27: G4, F#4, E4. Measure 28: D4, C4, B3. Triplet markings are present over the notes.



29 ros - es for me and for

Musical staff for measures 29-32. Measure 29: G4, A4, B4. Measure 30: C5, B4, A4. Measure 31: G4, F#4, E4. Measure 32: D4, C4, B3. Triplet markings are present over the notes.

Am7 (C#7b6) Bm7 AΔ7

vibrato

33 you. _____

GΔ9 FΔ7 BbΔ9 no3 AΔ9

37

Add high C# with right hand first finger [and up-strum] with pinky.

Alternate chords for measures 17-20:

A DΔ7 Dm7 C#m7 F#m9 B9

That lucky star I talk a - bout is due!

A DΔ7 Dm7 C#m7 F#m9

That lucky star I talk a - bout is due!

Also: triads over 5 pedal

SOLO GUITAR STYLE

EVERYTHING'S COMING UP ROSES - JULE STYNE

© 1931-35
Jule Styne

Key of A RUBATO 0=OPTIONAL

STARTING w/ the BRIDGE:

also TRANSPOSE 5 pedal