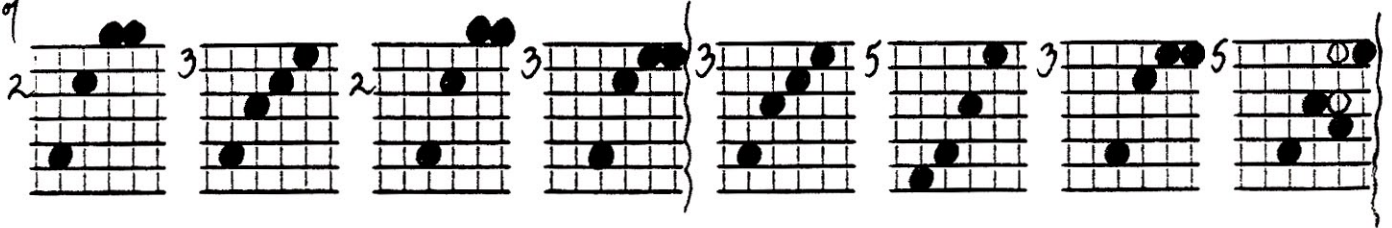


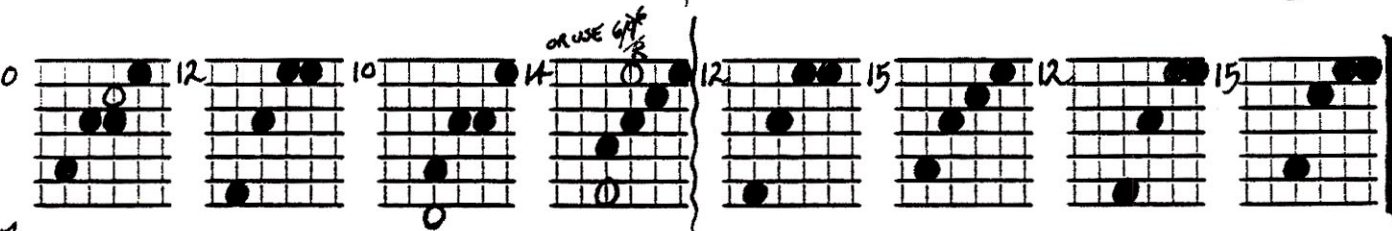
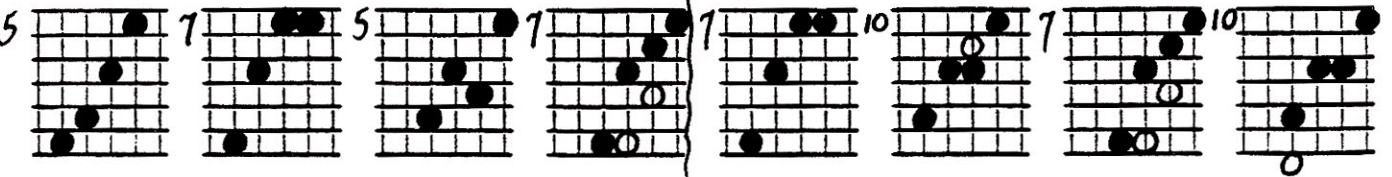
SYMMETRICAL STRING CROSSES with V-I MAJOR SOUNDS

© 8-22-86
J. Williams

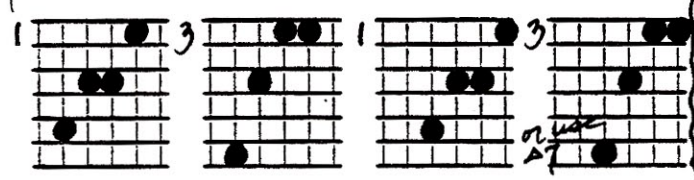
① Key of G



Also do all this in the key of Ab

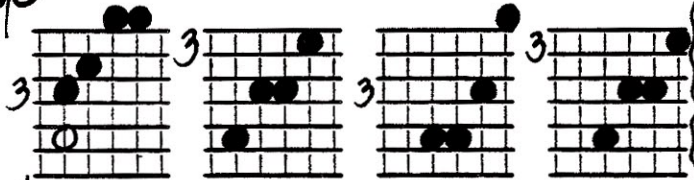


② Key of Ab



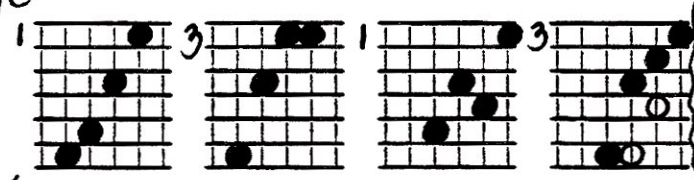
and continue as in ①. Also do in the keys of F and D.

③ Key of C



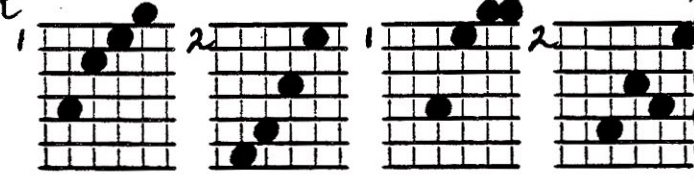
and continue as in ②. Also do in the keys of D and D.

④ Key of Eb



and continue as in ③.

⑤ Key of E



and continue as in ④. Also do in the keys of F and Gb.

FOR THOROUGHNESS and GENERAL PREPAREDNESS REASONS, PLEASE ALSO LEARN ALL THIS MATERIAL IN REVERSE ORDER, MEANING IN A DESCENDING DIRECTION STARTING VERY HIGH UP THE FINGERBOARD. YOU WON'T REGRET IT, EXCEPT PERHAPS HOW LONG IT TAKES TO REALLY LEARN FOR MOST OF US.

