

REINFORCING MELODIC PATTERN with V-2 DIMINISHED 7th CHORDS on the TOP 4 STRINGS  
 PLAY EACH EXAMPLE VERY SLOWLY AT 1ST; DON'T CONCERN YOURSELF WITH SPEED BUT RATHER WITH EVENNESS

©12-23-84  
 J. H. Brown

D#07		13		8		11		4		8		1		4	
G#07		13		9		13		6		9		4		6	
C#07		11		9		11		6		9		2		6	
F#07		11		7		11		4		7		2		4	
B07		12		9		12		7		9		4		7	
E07		12		9		12		5		9		2		5	
A07		10		7		10		5		7		2		5	
D07		12		10		12		7		10		3		7	
G07		12		8		12		5		8		3		5	

continue thru Cb 07

REINFORCING MELODIC PATTERN with V-2 DIMINISHED 7th CHORDS on the TOP 4 STRINGS  
 PLAY EACH EXAMPLE VERY SLOWLY AT 1ST; DON'T CONCERN YOURSELF WITH SPEED BUT RATHER WITH EVENNESS

©12-23-84  
 J. H. H.

**D#07**

**G#07**

**C#07**

**F#07**

**B07**

**E07**

**A07**

**D07**

**G07**

continue thru Cb 07

2ND REINFORCING MELODIC PATTERN WITH V-2 07 CHORDS ON THE TOP 4 STRINGS

Guitar  
Lesson

(12+8) **D#07**

13 16 11 13 8 11 4

(12+6) **G#07**

13 16 9 13 6 9 1

**C#07**

11 14 9 11 6 9 2

**F#07**

14 16 11 14 7 11 1

**B07**

12 16 9 12 7 9 1

**F07**

12 14 9 12 5 9 2

**A07**

14 17 10 14 7 10 5

**D07**

12 15 10 12 7 10 3

**G07**

12 15 8 12 5 8 3

continue thru C07

2ND REINFORCING MELODIC PATTERN WITH V-2 07 CHORDS ON THE TOP 4 STRINGS

Guitar  
J. Williams

(12+8) **D#07**

20 13 16 11 13 8 11 4

(12+6) **G#07**

18 13 16 9 13 6 9 4

**C#07**

18 11 14 9 11 6 9 2

**F#07**

19 14 16 11 14 7 11 4

**B07**

19 12 16 9 12 7 9 4

**F07**

17 12 14 9 12 5 9 2

**A07**

19 14 17 10 14 7 10 5

**D07**

19 12 15 10 12 7 10 3

**G07**

17 12 15 8 12 5 8 3

continue thru C07

REINFORCING MELODIC PATTERNS with V-2 OF SOPRANO EXTENSIONS on the TOP 4 STRINGS

© 12-23-84  
Jed Brown

①

**D#0 EXT.**  
11 13 8 11 4 8 1 4

**G#0 EXT.**  
13 16 9 13 6 9 4 6

**C#0 EXT.**  
11 14 9 6 9 2 6

**F#0 EXT.**  
11 14 7 11 4 7 2 4

*continue thru to C#0 EXT.*

②

**D#0 EXT.**  
20 13 16 11 13 8 11 4

**G#0 EXT.**  
18 13 16 9 13 6 9 4

**C#0 EXT.**  
18 14 9 11 6 9 2

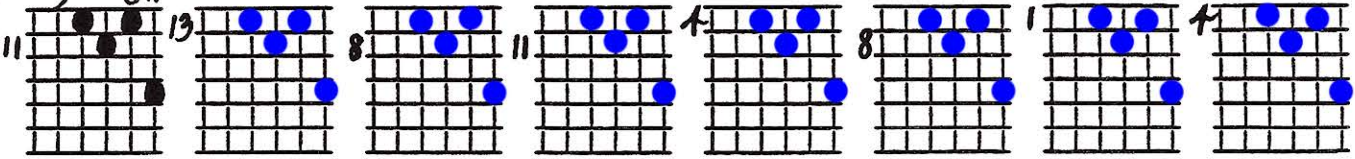
**F#0 EXT.**  
19 14 16 11 14 7 11 4

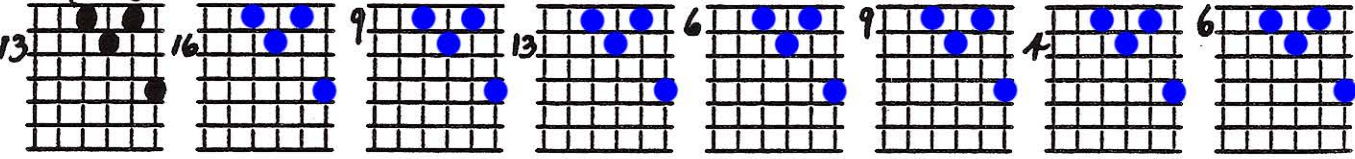
*continue thru to C#0 EXT.*

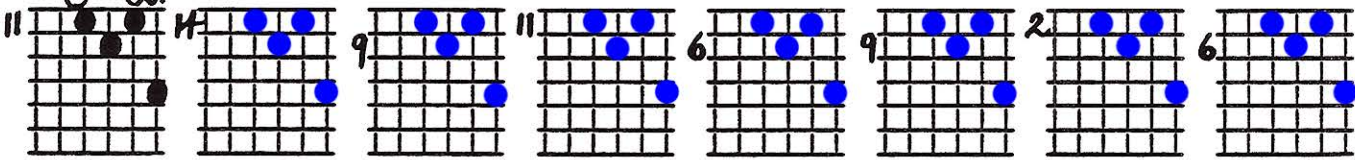
REINFORCING MELODIC PATTERNS with V-2 OF SOPRANO EXTENSIONS on the TOP 4 STRINGS

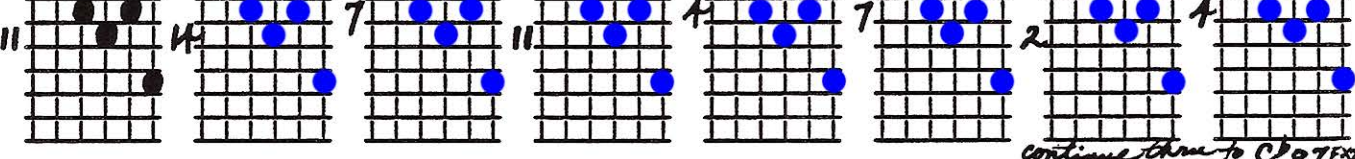
© 1993-94  
Jed Brown

①


**D#0 EXT.**  


**G#0 EXT.**  


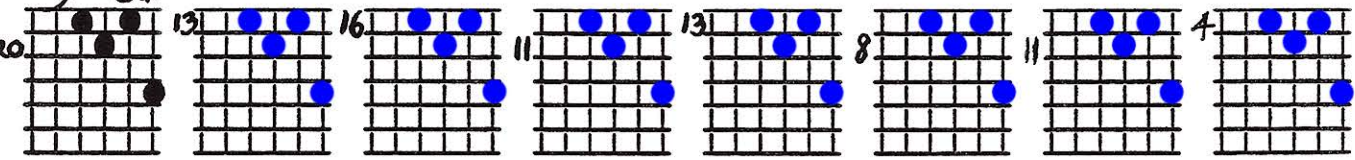
**C#0 EXT.**  


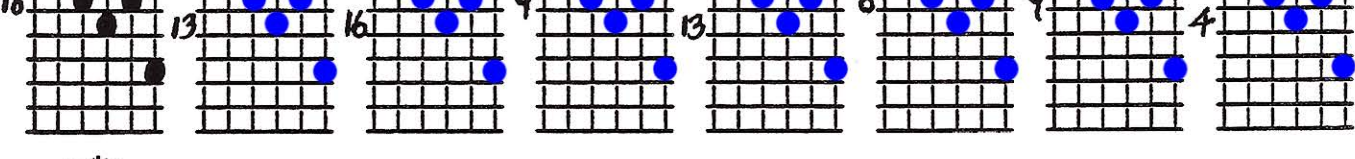
**F#0 EXT.**  


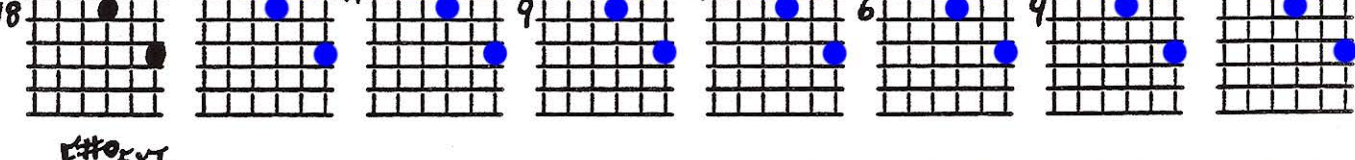
*continue thru to C#0 EXT.*

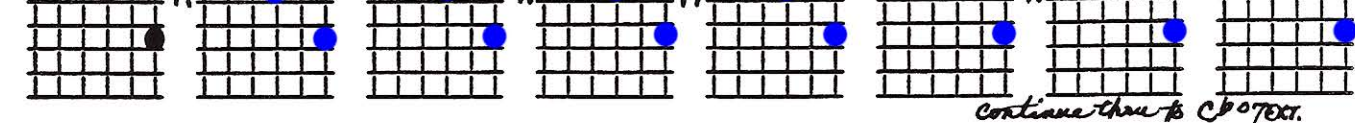


②

**D#0 EXT.**  


**G#0 EXT.**  


**C#0 EXT.**  


**F#0 EXT.**  


*continue thru to C#0 EXT.*

REINFORCING MELODIC PATTERNS WITH V-2 07 ALSO EXTENSIONS ON THE TOP 4 STRINGS

© 2015  
J. Johnson

① **D#0 EXT.**

**G#0 EXT.**

**C#0 EXT.**

**F#0 EXT.**

*continue thru C#07 EXT.*

② **D#0 EXT.**

**G#0 EXT.**

**C#0 EXT.**

**F#0 EXT.**

*continue thru C#07 EXT.*

REINFORCING MELODIC PATTERNS WITH V-2 07 ALSO EXTENSIONS ON THE TOP 4 STRINGS

© 2015  
J. Johnson

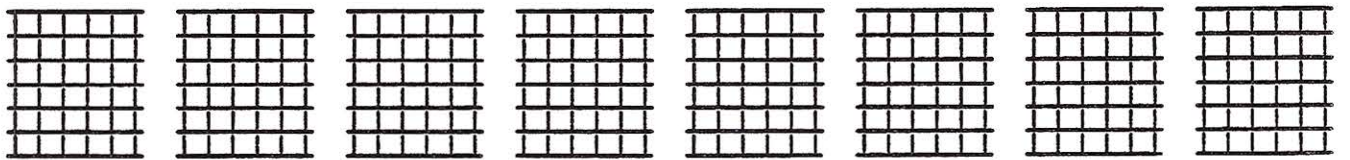
① **D#0 EXT.**

**G#0 EXT.**

**C#0 EXT.**

**F#0 EXT.**

*continue thru C#0 EXT.*



② **D#0 EXT.**

**G#0 EXT.**

**C#0 EXT.**

**F#0 EXT.**

*continue thru C#0 EXT.*