

Learning to Visualize (and Play) the V-2 7b9's

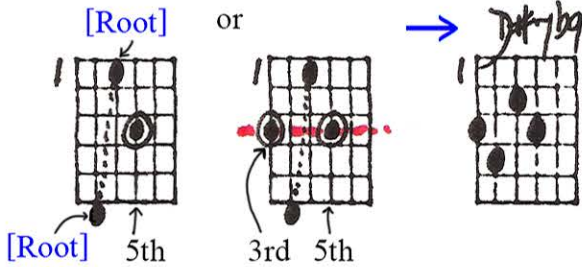
for "All 3 Sets" Part of the Program

The wrong visual anchors will make some of these forms exceptionally troublesome. Conversely, certain others will inject these chords into the bloodstream for the rest of your life (assuming some diligent practice for said purpose).

Anchor Points for D#7b9

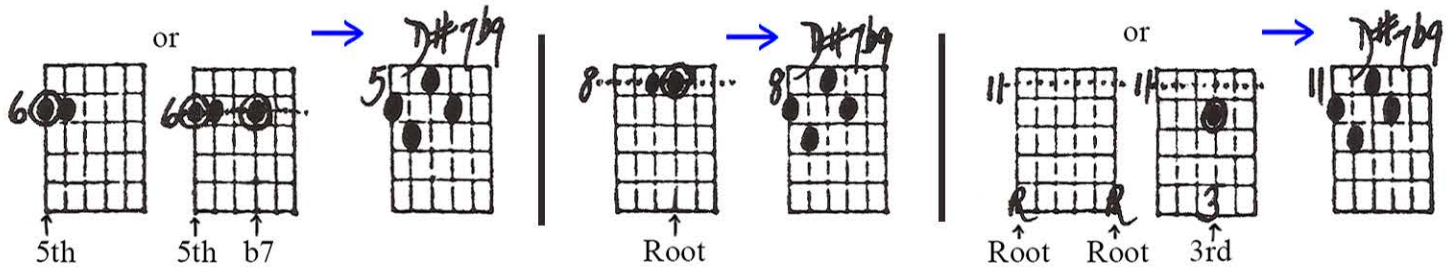
⊙ = anchor point(s)

1)

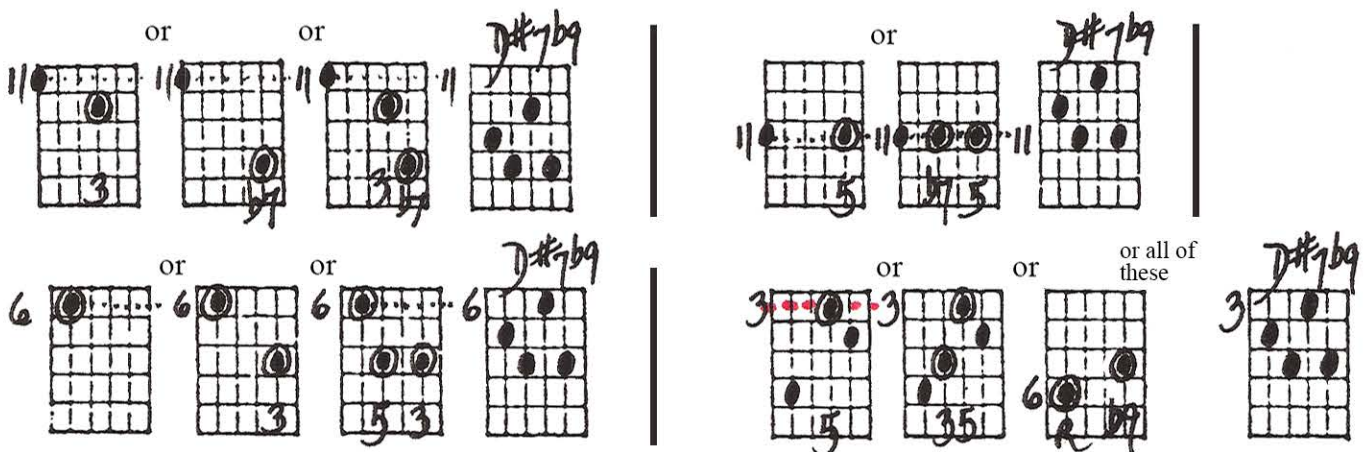


Practice each form in the following cycle of 4ths:

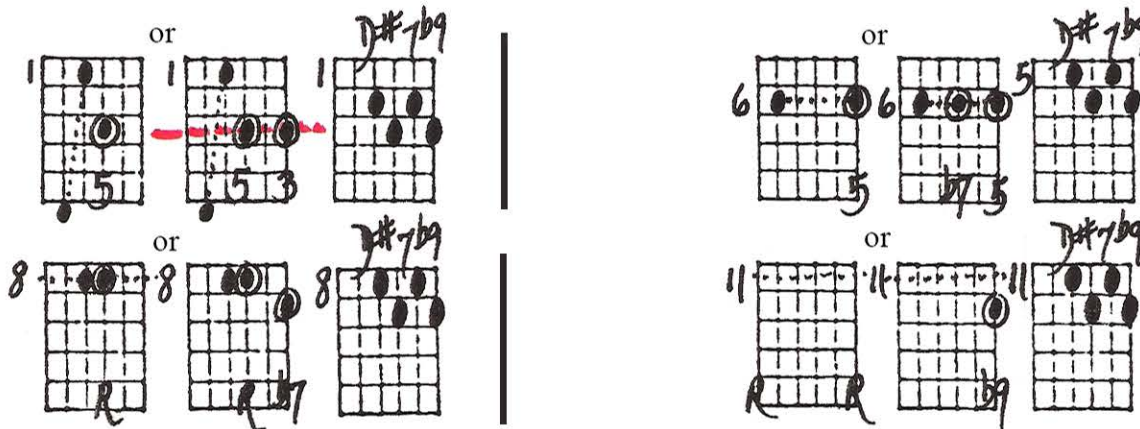
D#, G#, C#, F#, B, E, A, D, G, C, F, Bb, Eb, Ab, & Db



2)



3)

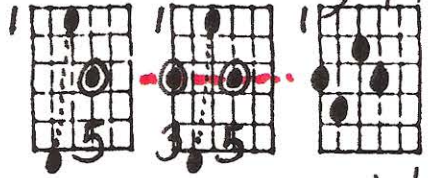


LEARNING TO VISUALIZE (+ PLAY) the V-2 7b9's *for "ALL 3 SETS" Part of the program*

3:29:04
© [unclear]

The wrong visual anchors will make some of these forms exceptionally troublesome. Conversely, certain others will inject these chords into the bloodstream for the rest of your life (assuming some diligent practice for said purpose).

① ANCHOR POINTS for D#7b9
OR



PRACTICE EACH FORM IN THE FOLLOWING CYCLE
7 A, 5 E, D#, G#, C#, F#, B, E, 11, 9, C, F, B, E, A#, D#

