

Intermediate Steps for Quiz #2, Method 1 – “How to Build”

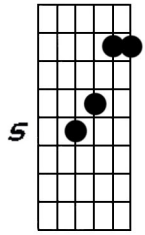
- 1) V-1 chord to build: A13 no root, no 5, with 13 in the soprano
 Chord formula: 1, 3, 5, b7, 9, 13
 Chord Tone Path: 2 → 3 → 6 → b7
 Notes: B C# F# G
 Chronological Voice Formula: **T A S B**
- 2) V-2 chord to build: D9 no 5, on middle four strings, with 9 in the bass
 Chord formula: 1, 3, 5, b7, 9
 Chord Tone Path: 1 → 2 → 3 → b7
 Notes: D E F# C
 Chronological Voice Formula: **A B S T**
- 3) V-3 chord to build: Gb7#9+ no root, with A in soprano on first string
 Chord formula: 1, 3, #5, b7, #9
 Chord Tone Path: #2 → 3 → #5 → b7
 Notes: A Bb D Fb
 Chronological Voice Formula: **S A B T**
- 4) V-4 chord to build: G#m6/9 no root, with 9 in soprano on second string
 Chord formula: 1, b3, 5, 6, 9
 Chord Tone Path: 2 → b3 → 5 → 6
 Notes: A# B D# E#
 Chronological Voice Formula: **S T B A**
- 5) V-5 chord to build: Gmaj9 no 3, with 5 in bass on sixth string
 Chord formula: 1, 3, 5, 7, 9
 Chord Tone Path: 1 → 2 → 5 → 7
 Notes: G A D F#
 Chronological Voice Formula: **T S B A**
- 6) V-6 chord to build: B6/9 no 5, with G# in soprano
 Chord formula: 1, 3, 5, 6, 9
 Chord Tone Path: 1 → 2 → 3 → 6
 Notes: B C# D# G#
 Chronological Voice Formula: **B T A S**
- 7) V-7 chord to build: G#dim7, with b3 in soprano
 Chord formula: 1, b3, b5, bb7
 Chord Tone Path: 1 → b3 → b5 → bb7
 Notes: G# B D F
 Chronological Voice Formula: **B_{8ve}↓ S T A**

- 8) V-8 chord to build: Bbm/9 [also written Bbm add9], with 9 in soprano
 Chord formula: 1, b3, 5, 9
 Chord Tone Path: 1 → 2 → b3 → 5
 Notes: Bb C Db F
 Chronological Voice Formula: **B S A T**
- 9) V-9 chord to build: C11 no 3, no 5, with 9 in soprano
 Chord formula: 1, 3, 5, b7, 9, 11
 Chord Tone Path: 1 → 2 → 4 → b7
 Notes: C D F Bb
 Chronological Voice Formula: **B S_{8ve}↑ T A**
- 10) V-10 chord to build: D7+, with the root in soprano
 Chord formula: 1, 3, #5, b7
 Chord Tone Path: 1 → 3 → #5 → b7
 Notes: D F# A# C
 Chronological Voice Formula: **S T_{8ve}↓ A B_{8ve}↓**
- 11) V-11 chord to build: Eb9 no 5, with 3 in soprano
 Chord formula: 1, 3, 5, b7, 9
 Chord Tone Path: 1 → 2 → 3 → b7
 Notes: Eb F G Db
 Chronological Voice Formula: **B A S_{8ve}↑ T**
- 12) V-12 chord to build: Fm7b5, with b3 in soprano
 Chord formula: 1, b3, b5, b7
 Chord Tone Path: 1 → b3 → b5 → b7
 Notes: F Ab Cb Eb
 Chronological Voice Formula: **T S A B_{8ve}↓**
- 13) V-13 chord to build: Bb6, with root in bass on 6th fret of sixth string
 Chord formula: 1, 3, 5, 6
 Chord Tone Path: 1 → 3 → 5 → 6
 Notes: Bb D F G
 Chronological Voice Formula: **B_{8ve}↓ T_{8ve}↓ A S** or **B T A_{8ve}↑ S_{8ve}↑**
- 14) V-14 chord to build: Cmaj9 no 3, with 7 in soprano on 19th fret of 1st string
 Chord formula: 1, 3, 5, 7, 9
 Chord Tone Path: 1 → 2 → 5 → 7
 Notes: C D G B
 Chronological Voice Formula: **B T A S**

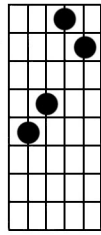
Quiz #2 Answers

Some chords can also be 12 frets higher.

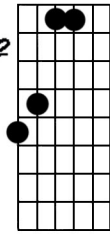
1) **A¹³**



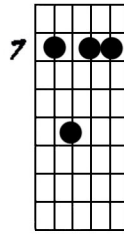
7



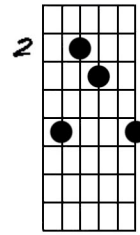
12



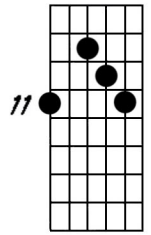
2) **D⁹**



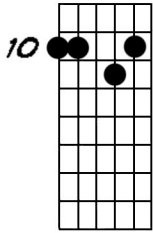
3) **G^{b7#9+}**



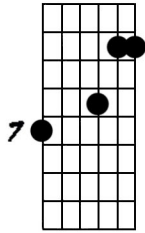
4) **G^{#m6/9}**



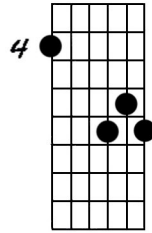
5) **G^{MAJ9}**



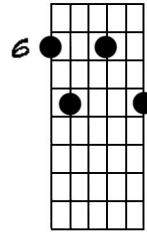
6) **B^{6/9}**



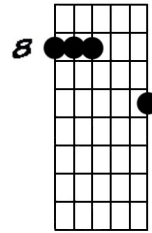
7) **G^{#DIM7}**



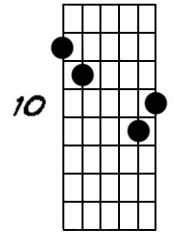
8) **B^{bM/9}**



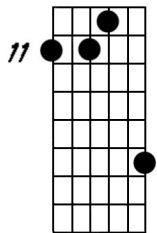
9) **C¹¹**



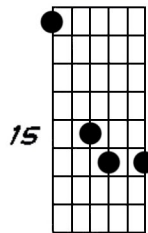
10) **D⁷⁺**



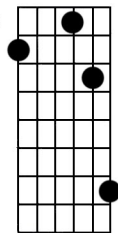
11) **E^{b9}**



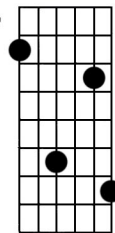
12) **F^{m7b5}**



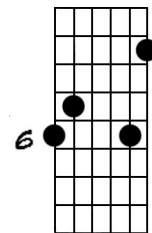
10



10



13) **B^{b6}**



14) **C^{MAJ9}**

