

Preparatory Page for Learning Double-Line Playing

Density #1 ("3rd Stacks" - some 2nds are necessary)

Ted Greene
1977-07-00
1981-02-26

Parallel Motion:

F^b6 *F^b9*

D9(13) ("regular dominant") *D13#11* ("Overtone dominant")

D11/13/17 ("Sus" dominant) *D**b**7#9**b**9+* ("altered dominant")

or use 9,11

F^b7(9) *Dm11/13*

Fm11b5



(Dm7b5)


Fm6



Am6/9A7



Fb7

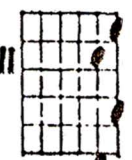
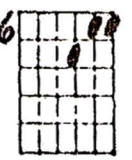


D9#9

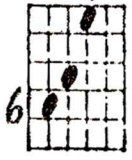


Fb7b9

("1/2-whole dominant")



Fb7#9(b5) ("Blues dominant")



For augmented chords, use modern substitutions for now.

PREPARATORY PAGE for learning DOUBLE LINE PLAYING

2-26-81 *John Williams*

PARALLEL MOTION:
DENSITY #1
("30 STACES")

F^b6 8 11 | **F^bΔ9** 8 11 | **D9(13)** ("REGULAR DOMINANT") 7 | **D13#11** ("OVERTONE DOMINANT") 5 10

D11/13/17 ("SUS" DOMINANT) 5 10 | **D^b7#9b9+** ("ALTERED DOMINANT") 4 9 | **F^bm7(9)** 8 11

Dm11/13 5 10 | **Fm11b5** 3 8 | **Fm6(Dm7b5)** 1 3 | **Am6/9A7** 5 7

F^bΔ7 6 8 11 | **DΔ9** 5 7 10 | **D13b9** ("1/2-WHOLE DOMINANT") 6 11

F^b7#9(b5) ("BLUES DOMINANT") 6 11

for + use
MODERN
SUBSTITUTIONS
FOR
NOW

* SOME ENDS ARE NECESSARY