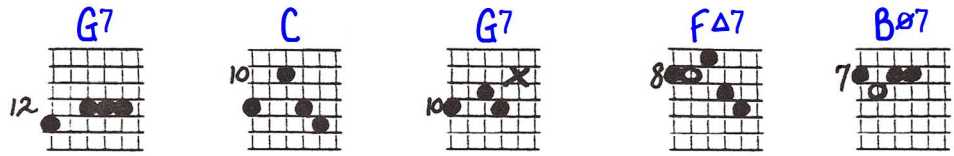


# Learning to Hear V7b9

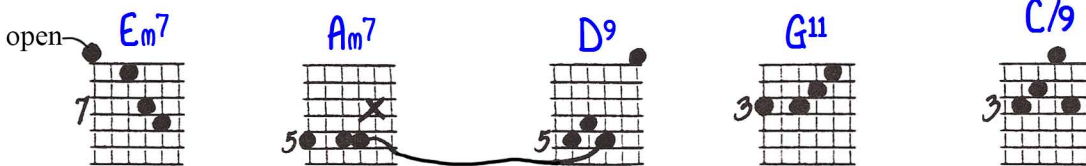
Playing ● × □ △  
order: ○ = opt.

This is to establish the sound of the key of C... and it begins on the pick-up beat (beat 4 in 4/4 time).

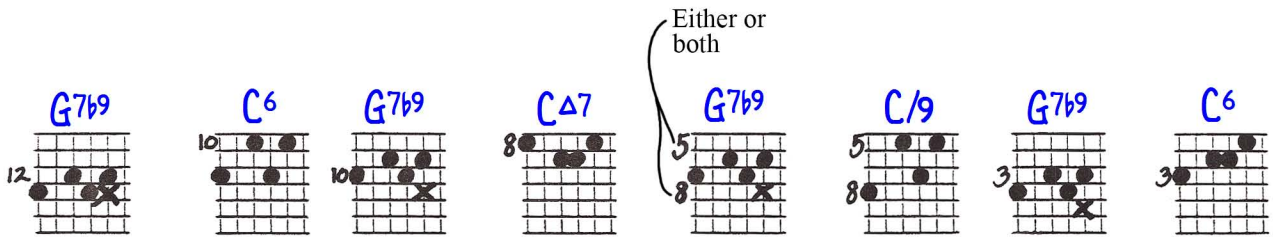


1) Add chord names please

A musical staff in 4/4 time with a treble clef. It contains five chords corresponding to the diagrams above: G7, C, G7, F#7, and Bb7. The notes are: G7 (B4, D5, F#5, G5), C (C4, E4, G4, C5), G7 (B4, D5, F#5, G5), F#7 (A4, C5, D5, F#5), and Bb7 (Bb4, D5, F#5, G5).



A musical staff in 4/4 time with a treble clef. It contains five chords corresponding to the diagrams above: Em7 (E4, G4, Bb4, D5), Am7 (A4, C5, Eb5, G5), D9 (D4, F#4, A4, B4, D5), G11 (G4, B4, D5, F#5, G5), and C/9 (C4, E4, G4, Bb4, C5).



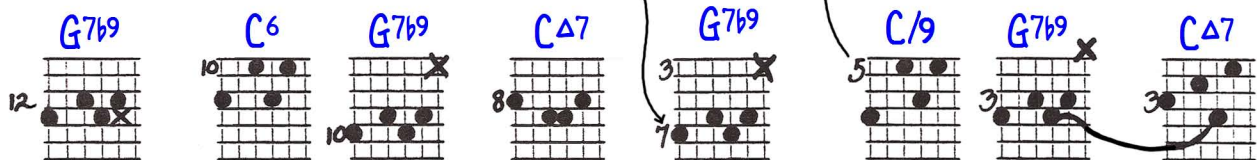
2)

A musical staff in 4/4 time with a treble clef. It contains eight chords corresponding to the diagrams above: G7b9 (Bb5, D5, F#5, G5), C6 (C4, E4, G4, C5), G7b9 (Bb5, D5, F#5, G5), C#7 (C#4, E4, G4, C5), G7b9 (Bb5, D5, F#5, G5), C/9 (C4, E4, G4, Bb4, C5), G7b9 (Bb5, D5, F#5, G5), and C6 (C4, E4, G4, C5).

A "distance" (from the root) marker (2 whole steps down)

[Grid number here] because of watching melody

For more ring and richness:



3)

A musical staff in 4/4 time with a treble clef. It contains eight chords corresponding to the diagrams above: G7b9 (Bb5, D5, F#5, G5), C6 (C4, E4, G4, C5), G7b9 (Bb5, D5, F#5, G5), C#7 (C#4, E4, G4, C5), G7b9 (Bb5, D5, F#5, G5), C/9 (C4, E4, G4, Bb4, C5), G7b9 (Bb5, D5, F#5, G5), and C#7 (C#4, E4, G4, C5).

[\* See opt. below]

4)

Chord diagrams for measures 1-8 of example 4. The chords are: G7b9 (12), C (10), G7b9 (10), C6 (8), G7b9 (5), C/9 (8), G7b9 (3), CΔ7 (3), and G7b9 (3).

or use C

Alternative chord diagrams for measures 3-7 of example 4: C (3), Ab07 (13), Ab (11), Eb7 (8), and Ab (6).

The dim7 chord will be covered on the next page of this series.

Another "coming attraction" (just for fun now):

5)

Chord diagrams for measures 1-8 of example 5: B07 (13), Ab (11), G07 (8), Ab (6), C7 (5), Ab6/Fm (3), D07 (3), and Eb (1).

The Basic V7b9-I color if you're overwhelmed by the above.

6)

Chord diagrams for measures 1-8 of example 6: G7b9 (12), C (10), G7b9 (10), C (8), G7b9 (5), C (5), G7b9 (3), and C (3).

\* Optional:  
[For measures 3-4 in example #4] above:

Optional chord diagrams for measures 3-4 of example 4: C/9 (8), G7b9 (3), Am/9 (5), G7b9 (3), Am (2), Ab07 (13), Ab (11), and Eb7 (8).



# LEARNING TO HEAR V7b9

Bob Greene  
03-3-71

① This is to establish the sound of the key of C... and it begins on the pickup beat (Don't fret in time).

ADD CHORD NAMES PLEASE

② I7b9 I:

Beat 4

either or both

because of watching melody

③ for more ring & richness

Beat 4

a 'distance' (from the root) marker (2 wh. steps down)

④

Beat 4

the 07 chord will be covered on the next page of this series...

Another 'coming attraction' (just for fun now):

⑤ reminder:

ADD CHORD NAMES PLEASE

⑥ the BASIC I7b9 I color if you're overwhelmed by the above.

OPTIONAL: LAST CHORD IN LINE above

and Ab07 + such