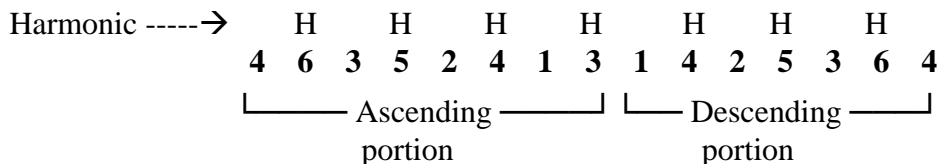


Harp-Harmonic Technique

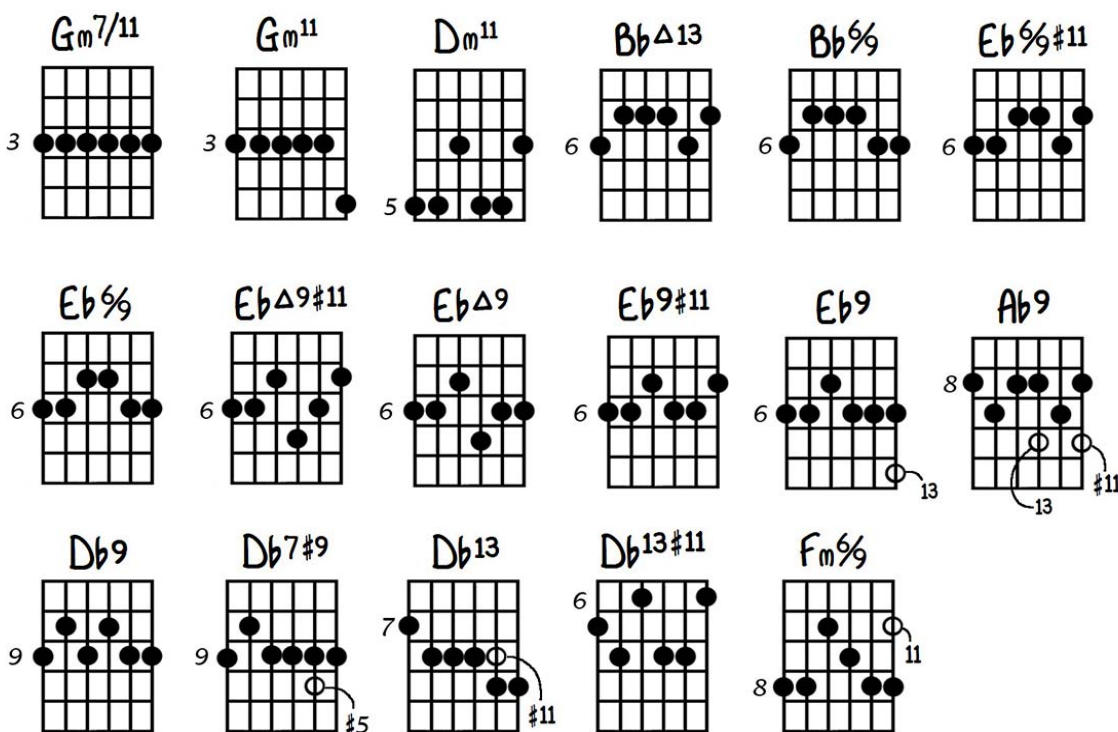
ala Lenny & Chet

Ted Greene — 1978-10-14

1) Basic 6-string pattern for the right hand:



2) Some good voicings to apply this to:



And many, many more including lots of 5-string chords, and open string voicings too for Lenny's sound.

3) Scales may be played in harmonics too (using hammer-on's and pull-off's).

4) Notes & Harmonics may be played simultaneously, in various ways such as:

a) A harmonic and one note (for instance, 6th intervals in a scale).


b) A harmonic and two notes (for instance, triads in a scale).

c) A harmonic and three notes: This creates "tight" voicings without having to stretch. In this case, the harmonic is played either on the lowest tone of a four-note voicing, or near a lower tone.

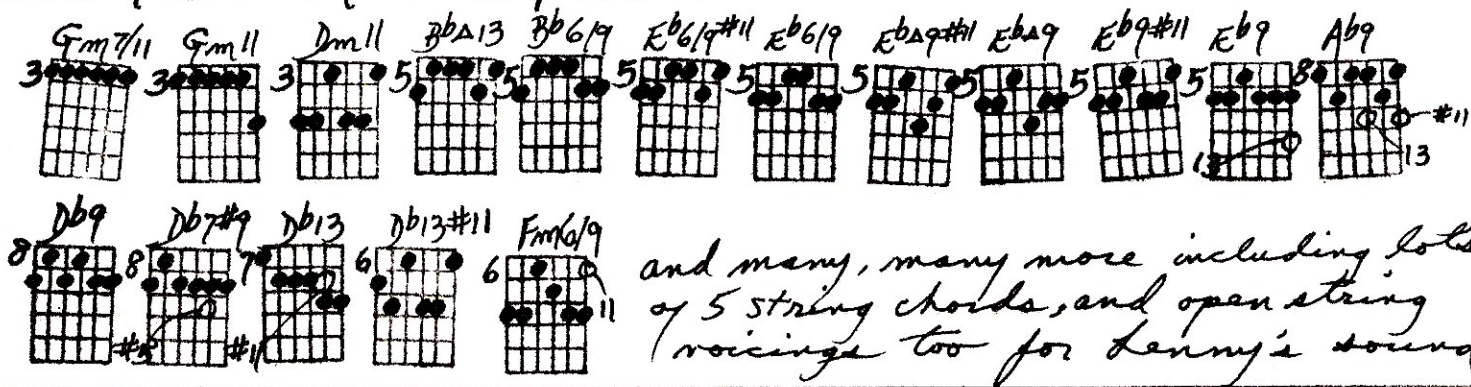
HARP HARMONIC TECHNIQUE ala Benny & Chet

10-14-78

① BASIC 6 STRING PATTERN FOR THE RIGHT HAND:



② SOME GOOD VOICINGS TO APPLY THIS TO:



③ SCALES may be played in Harmonics too (using hammer-ons and pull-offs).

④ Notes + Harmonics may be played SIMULTANEOUSLY, in various ways such as:

a) A Harmonic and one note (for instance, 6th INTERVALS in a scale)

b) A Harmonic and two notes (for instance, Triads in a scale)

c) A Harmonic and three notes: This creates "tight" voicings without having to stretch. In this case, the Harmonic is played either on the lowest tone of a four note voicing, or near a lower tone.