

# Bass Ear Training Course

Ted Greene  
1992-05-10

Key of Fm

1) then: also:

3rd fret (3), 1st fret (1), 4th fret (4), 3rd fret (3)

Fm, C7/Bb, Fm/Ab, C/G, Fm/C, C7/Bb, Fm/Ab, C7/G

5th 4th b3rd 2nd

2) then: and:

6th fret (6), 5th fret (3), 4th fret (1), 3rd fret (3)

Db, FmADD9, C7/Bb, Fm/Ab, Db, FmADD9, C7/Bb, Fm/Ab

b6th 5th 4th b3rd

3) then:

6th fret (5), 5th fret (3), 4th fret (1), 3rd fret (3)

Dm7(b5), Csus4, Eo7/Bb, Db/Ab

R6th 5th 4th b3rd  
R6th = Raised 6th

4) then:

6th fret (6), 4th fret (1), 3rd fret (3), 1st fret (1)

Cm/Eb, Dbmaj7, C7(b9), Bbm7

b7th b6th 5th 4th or #4th

5) then: or

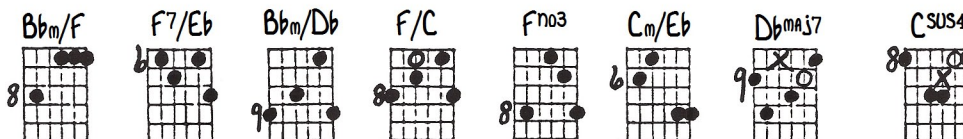
3rd fret (3), 2nd fret (2), 5th fret (5), 3rd fret (3)

Fm, C7/E, Dm7(b5), C, Cno3

Root R7th R6th 5th

6)

also

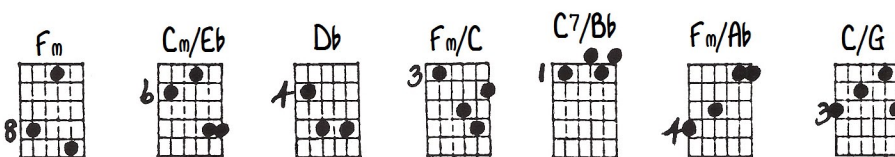


Musical staff for exercise 6. The bass line consists of quarter notes: R, b7th, b6th, 5th. The chord accompaniment shows chords: Bbm/F, F7/Eb, Bbm/Db, F/C, Fno3, Cm/Eb, Dbmaj7, CSUS4.

R b7th b6th 5th

Now some longer  
bass line segments:

7)



Musical staff for exercise 7. The bass line consists of quarter notes: R, b7, b6, 5, 4, b3, 2. The chord accompaniment shows chords: Fm, Cm/Eb, Db, Fm/C, C7/Bb, Fm/Ab, C/G.

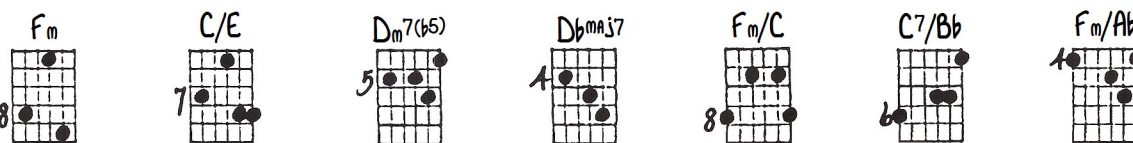
R b7 b6 5 4 b3 2

8)

optional phrase extension

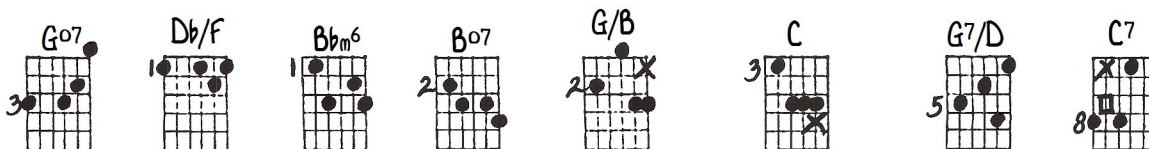
Musical staff for exercise 8. The bass line consists of quarter notes: R, R7th, R6th, b6th, 5th, 4th, b3rd, 2nd, R, 4th, #4th, #4th, 5th, R6th, 5th, R6th, R7th. A bracket above the staff indicates an optional phrase extension from the 2nd note to the 16th note.

R R7th R6th b6th 5th 4th b3rd 2nd R 4th #4th #4th 5th R6th 5th R6th R7th



Musical staff for exercise 8 showing chord accompaniment for the chords: Fm, C/E, Dm7(b5), Dbmaj7, Fm/C, C7/Bb, Fm/Ab.

Optional phrase extension:



Musical staff for exercise 8 showing an optional phrase extension with chord accompaniment for the chords: G07, Db/F, Bbm6, B07, G/B, C, G7/D, C7.



① Key of Fm

3 TIME  
4

then

also:

and

②

③

R6th = Raised 6th

④

⑤

or

To save space I've omitted up to separate fretting of the bass from here on....

⑥

also:

How some longer bass line segments:

⑦

OPTIONAL PHRASE EXTENSION

More to follow....