

THE GUITAR FINGERBOARD : Learning the layout thru Scale fragments ... or VICE VERSA

① Key of A

5 5 5 5 7 9 10 12

12 14 5+12 (17) 5+12 etc.













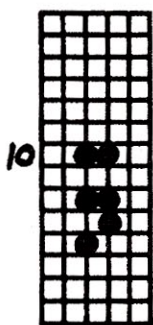

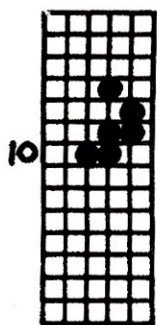


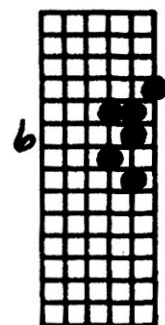




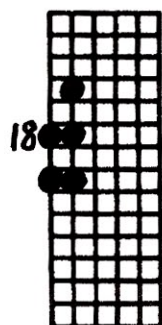



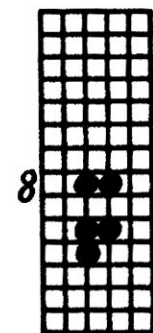
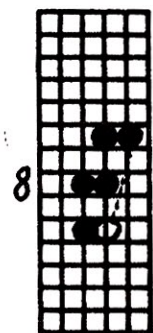
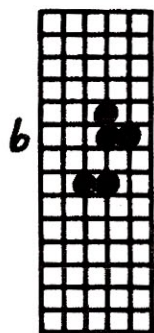
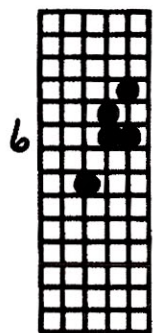

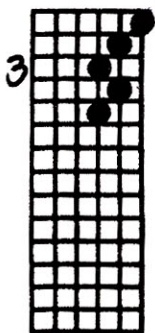

② Key of D

3 7 7 7 7 7 12 12 12 5+12 (17) 17 17 17 17 etc.

THE GUITAR FINGERBOARD : Learning the layout through Scale fragments

P.2
 Key of
 Dm
 Fm

© 1999
 J. P. Greene



THE GUITAR FINGERBOARD: Learning the layout thru SCALE FRAGMENTS

Red Moore
© 5-08-90

①

D^b MIXOLYDIAN

1st fret diagrams for D^b Mixolydian. Left diagram: notes on strings 1-6 (1st fret) labeled 'DO NOT PLAY MORE ALL ASCENDING'. Right diagram: notes on strings 1-6 (1st fret) labeled 'DO NOT PLAY MORE ALL DESCENDING'. Handwritten note: 'Connect all of them up smoothly'.

2nd fret diagrams for D^b Mixolydian. Left diagram: notes on strings 1-6 (2nd fret) labeled '1'. Right diagram: notes on strings 1-6 (2nd fret) labeled '1'. Handwritten note: 'Do before ... on the 2nd string ... 5th'.

6th fret diagrams for D^b Mixolydian. Left diagram: notes on strings 1-6 (6th fret) labeled '6'. Right diagram: notes on strings 1-6 (6th fret) labeled '6'.

Empty 6th fret diagram.

9th fret diagrams for D^b Mixolydian. Left diagram: notes on strings 1-6 (9th fret) labeled '9'. Right diagram: notes on strings 1-6 (9th fret) labeled '9'.

9th and 11th fret diagrams for D^b Mixolydian. Left diagram: notes on strings 1-6 (9th fret) labeled '9'. Middle diagram: notes on strings 1-6 (11th fret) labeled '11'. Right diagram: notes on strings 1-6 (11th fret) labeled '11'.

16th fret diagrams for D^b Mixolydian. Left diagram: notes on strings 1-6 (16th fret) labeled '16'. Right diagram: notes on strings 1-6 (16th fret) labeled '16'.

Empty 16th fret diagram.

② Same as above but 8va

9th fret diagrams for 8va D^b Mixolydian. Left diagram: notes on strings 1-6 (9th fret) labeled '9'. Right diagram: notes on strings 1-6 (9th fret) labeled '6'. Handwritten note: 'QUITE A FEW NICE FINGERINGS AVAILABLE HERE (although shifted positions in the middle of the page here)'.

9th fret diagrams for 8va D^b Mixolydian. Left diagram: notes on strings 1-6 (9th fret) labeled '9'. Middle diagram: notes on strings 1-6 (9th fret) labeled '9'. Right diagram: notes on strings 1-6 (9th fret) labeled '9'. Handwritten note: 'also available on 3rd string'.

9th fret diagrams for 8va D^b Mixolydian. Left diagram: notes on strings 1-6 (9th fret) labeled '9' with fingerings 1, 2, 3. Right diagram: notes on strings 1-6 (9th fret) labeled '9' with fingerings 1, 2, 3, 4.

Empty 9th fret diagram.

11th fret diagrams for 8va D^b Mixolydian. Left diagram: notes on strings 1-6 (11th fret) labeled '11'. Right diagram: notes on strings 1-6 (11th fret) labeled '11'. Handwritten note: 'also on 3rd string'.

14th fret diagrams for 8va D^b Mixolydian. Left diagram: notes on strings 1-6 (14th fret) labeled '14'. Middle diagram: notes on strings 1-6 (14th fret) labeled '14'. Right diagram: notes on strings 1-6 (14th fret) labeled '14'.

Empty 14th fret diagram.

Empty 14th fret diagram.