

TIME AFTER TIME

Playing ● × □ △
order: ○ =opt.

Comping on Top 4 Strings

Handwritten guitar chord diagrams for the first system:

- C/9 (10)
- Am7/11 (C/9) (8)
- Am7/11 (C/9) (8)
- Dm7 (8)
- G7b9 (9)
- C/9 (8)
- C6/9 (5)
- Em7 (5)

Basic Changes:

C Am Dm7 G7 C Em

Time af - ter time, I tell my - self that

Handwritten guitar chord diagrams for the second system:

- F/9 (3)
- G9 (4)
- G13 (3)
- C6/9 (2)
- C7 (10)
- F13 (10)
- E9 (9)

Basic Changes:

Dm7 G7 C

I'm so luck - y to be

Handwritten guitar chord diagrams for the third system:

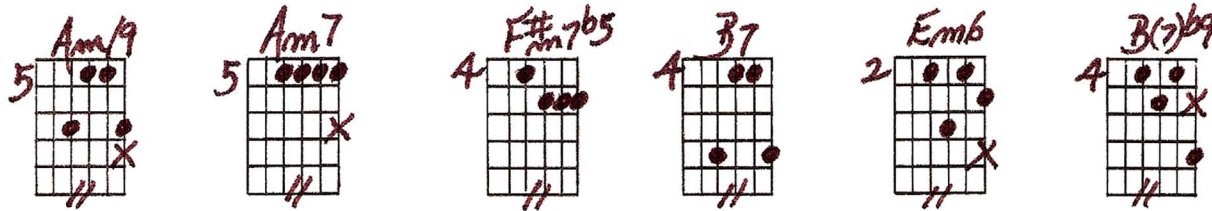
- Am7/11 (8)
- D13 (7)
- D7 (3)
- Dm7/11 (3)
- G9 (3)
- Bm7 (7)
- E7b9+ (6)

Basic Changes:

Am Dm E7 D E7

lov - - - ing you. So

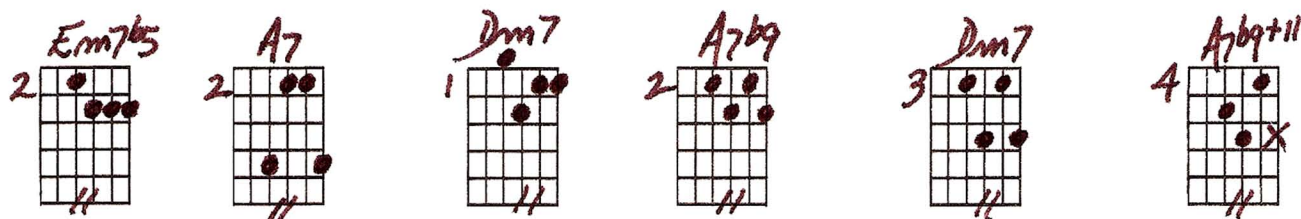
BRIDGE:



9

Am Am7 Am⁶ B⁷ Em B⁷

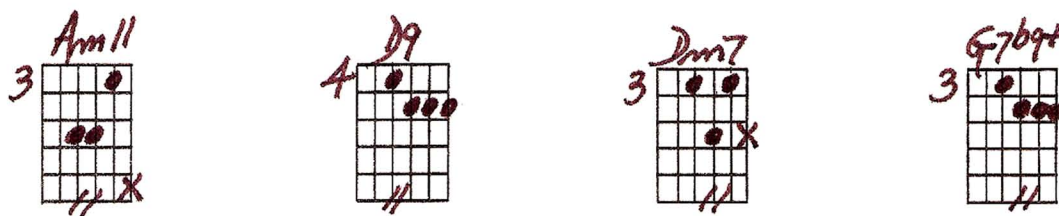
luck - y to be the one you run to



12

Gm⁶ A7⁺ A7 Dm Dm7

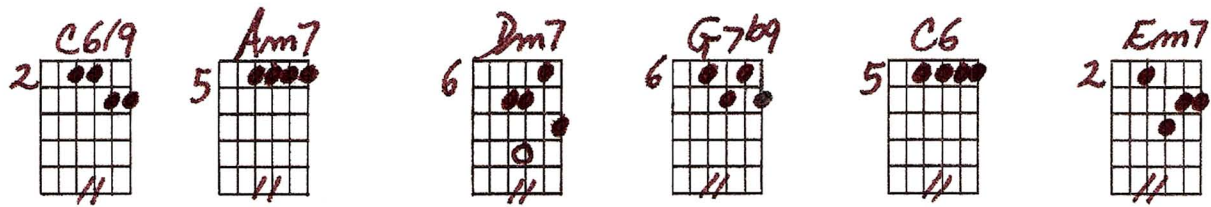
see, in the ev - 'ning when the day is



15

G⁷ Dm⁷ G⁷

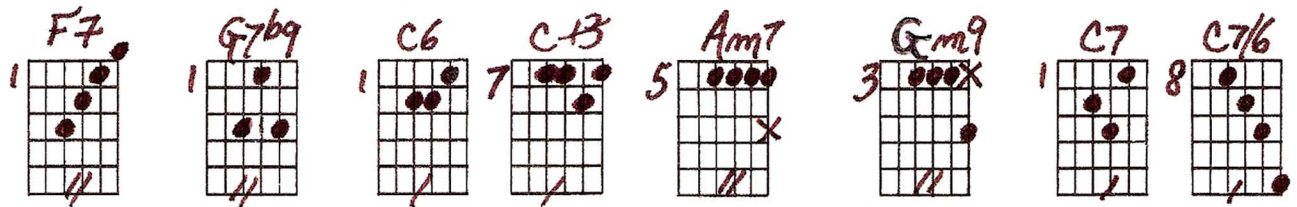
through. I on - ly



17

C Am Dm7 G7 C Em

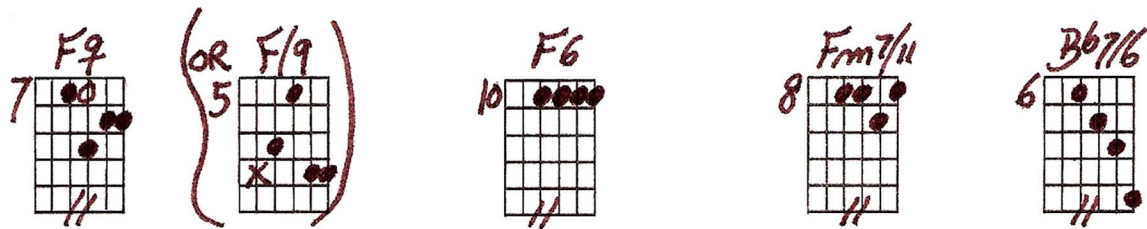
know that I know, the pass - ing years will



20

Dm7 G7 C C9 C7

show, you've kept my love so young, so



23

F Fm

new. And

Handwritten guitar chord diagrams for measures 25-30:

- Measure 25: C6 (10), C/9 (8), C7 (8), Am6 (7) with handwritten note "(F#m7b5)", Fm6 (6) with handwritten note "m7", C/9 (5), E7 (5).

Musical notation for measures 25-30:

Staff 1 (Guitar): Shows chord voicings for C6, C/9, C7, Am6, Fm6, C/9, and E7.

Staff 2 (Piano): Shows piano accompaniment with chords C, Am6, Fm6, C, and Am.

Vocals: time af - ter time, you'll hear me say that

Handwritten guitar chord diagrams for measures 31-36:

- Measure 31: Am (5)
- Measure 32: Fm7 (3)
- Measure 33: Fm6 (2) with handwritten note "optional"
- Measure 34: C/9 (1)
- Measure 35: Am7 (5)
- Measure 36: Am7 (1)

Musical notation for measures 31-36:

Staff 1 (Guitar): Shows chord voicings for Am, Fm7, Fm6, C/9, Am7, and Am7.

Staff 2 (Piano): Shows piano accompaniment with chords D7, C, and Am.

Vocals: I'm so luck - y to be

Handwritten guitar chord diagrams for measures 37-39:

- Measure 37: Dm7 (1)
- Measure 38: G13b9 (1)
- Measure 39: C6 (1)

Musical notation for measures 37-42:

Staff 1 (Guitar): Shows chord voicings for Dm7, G13b9, C6, Dm7, and G7.

Staff 2 (Piano): Shows piano accompaniment with chords Dm7, G7, C, Em, Dm, and G7.

Vocals: lov - ing you.

TIME AFTER TIME - COMPING ON TOP 4 STRINGS

8-21-77
 arr.
 © Ted Greene

Handwritten guitar chord diagrams for the song "Time After Time". The diagrams are arranged in a grid of 10 columns and 7 rows. Each diagram shows a guitar fretboard with dots for fingerings and 'X' for muted strings. Chord names are written above each diagram.

Row 1: C/9, Am7/11 (C/9), Am7/11 (C/9), Dm7, G7b9, C/9, C6/9, Em7, F/9, G9, G13, C6/9

Row 2: C7, F13, E9, Am7/11, D13, D7, Dm7/11, G9, Bm7, E7b9, Am/9, Am7

Row 3: F#m7b5, B7, Em6, B(7)b9, Em7b5, A7, Dm7, A7b9, Dm7, A7b9+11, Am11, D9

Row 4: Dm7, G7b9, C6/9, Am7, Dm7, G7b9, C6, Em7, F7, G7b9, C6, C13

Row 5: Am7, Gm9, C7, C7/6, F9 (OR F/9), F6, Fm7/11, Bb7/6, C6, C/9, C7

Row 6: Am6, Fm6, C/9, E7, Am, Fm9, Fm6, C/9, Am7, Am7, Dm9, G13b9

Row 7: C6, followed by 10 empty guitar grids.

Annotations: "BRIDGE" is written above the Am/9 chord in Row 2. "OPTIONAL" is written above the C/9 chord in Row 6.