



# THE LOOK OF LOVE

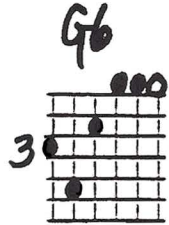
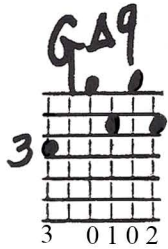
## COMPING

Playing order: ● × □ △  
○ = opt.




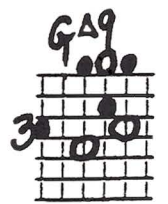


basic changes: Bm F#m7

1. The Look \_\_\_\_\_ of love \_\_\_\_\_ is in \_\_\_\_\_ your eyes, \_\_\_\_\_ a look  
2. look \_\_\_\_\_ of love, \_\_\_\_\_ it's on \_\_\_\_\_ your face, \_\_\_\_\_ a look




GΔ7 F#7sus F#7

\_\_\_\_\_ your smile \_\_\_\_\_ can't dis- guise. \_\_\_\_\_ The look\_  
\_\_\_\_\_ that time \_\_\_\_\_ can't e - raise. \_\_\_\_\_ Be mine.



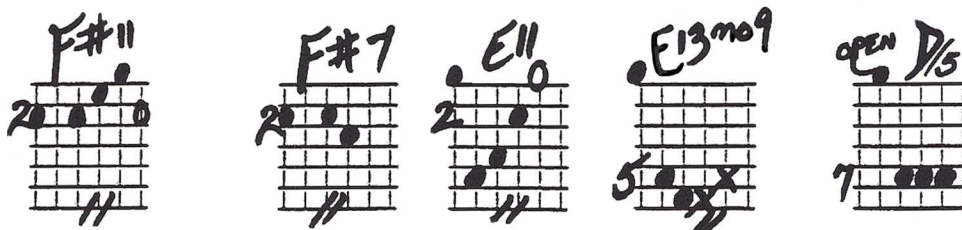
Bm B7 GΔ7 Gm7

\_\_\_\_\_ of love, \_\_\_\_\_ it's say - ing so \_\_\_\_\_ much more \_\_\_\_\_ than  
\_\_\_\_\_ to- night, \_\_\_\_\_ let this \_\_\_\_\_ be \_\_\_\_\_ the start \_\_\_\_\_ of so



words can ev - er say, \_\_\_\_\_  
 ma - ny nights like this, \_\_\_\_\_

and what my heart \_\_\_\_\_ has heard, well it  
 let's take a lov - er's vow \_\_\_\_\_ and



takes my breath a - way.  
 seal it with a kiss.


I can hard - ly wait to hold you, feel-



— my arms a-round you,

how long I have wait - ed,

wait-ed just to love you, now

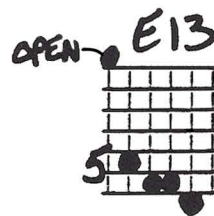


23

1. 2.

Em7

— that I have found you. You've got the please don't ev - er



26

Bm Em

go, I love you so,



29

Em Bm

don't ev - er go.



2-28-00

to given  
or  
Key of  
highest  
2000  
Vanquish

Mar 27 1:50 THE ROOF of ROVE

Handwritten guitar chord diagrams for the song "The Roof of Rove". The diagrams are organized into columns, each representing a different chord. The chords shown include: Bm/D, Bm/9, Bm9, Ab7b5, A9, Bm7, E13, G6, Am7/11, Ab7b5, Em7/11, F#11, F#7, A11, A13, G#9, C11, C9, F#11, F#7b5, A11, D/5, A11, A13, E13, E9+, A11/13, A13#11, and F#7b5. Some diagrams include fret numbers (e.g., 2, 3, 5, 7) and accidentals (sharps, flats, naturals). There are also some handwritten notes like "same" and "to top" near the diagrams.

2nd time to  
extra coda:  
section

A grid of 40 empty guitar staff lines, arranged in 5 rows and 8 columns, corresponding to the 8 columns of chord diagrams above. These lines are currently blank.