

Playing order: ● × □ △
○ = opt.

STELLA BY STARLIGHT

("Stella That Starlight Girl")
Top 4 Strings, V-1 & V-2 Comping

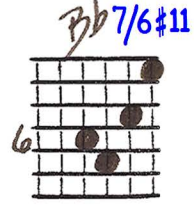
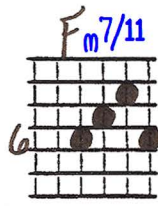
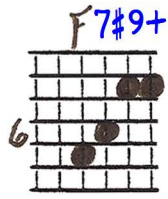
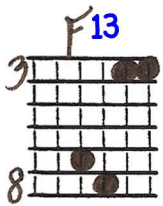
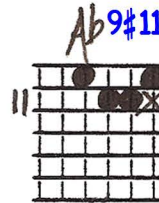
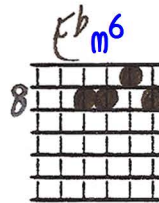
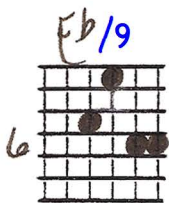
(My apologies to Victor Young
wherever you are, great man.)

Use lots of jazz devices to
make these chords work in
a *musical* way, please.
Especially important is
rhythmic anticipation.



Key of Bb

Basic Changes:

Handwritten guitar chord diagrams for measures 9-11:

- Measure 9: $Bb/9$
- Measure 10: $Bb/9$
- Measure 11: $A7\#9+no7$
- Measure 12: $A7b9+$
- Measure 13: $Dm6$
- Measure 14: $Dm\#9$ (with "open" label)

Musical notation for guitar accompaniment (measures 9-14):

Handwritten chord labels for measures 9-14:

- Measure 9: $Bb\Delta7$
- Measure 10: $E\emptyset7$
- Measure 11: $A7b9$
- Measure 12: $Dm7$

mur - mur of a brook at e - ven - tide

Handwritten guitar chord diagrams for measures 12-14:

- Measure 12: $Bbm9$
- Measure 13: $Bbm6$
- Measure 14: $F/9$
- Measure 15: $F/9$
- Measure 16: $E\emptyset7$
- Measure 17: $A7\#11b9$

Musical notation for guitar accompaniment (measures 12-17):

Handwritten chord labels for measures 12-17:

- Measure 12: $Bbm7$
- Measure 13: $Eb7$
- Measure 14: $F\Delta7$
- Measure 15: $E\emptyset7$
- Measure 16: $A7$

that rip - ples by a nook where two

Handwritten guitar chord diagrams for measures 15-17:

- Measure 15: $ASUS$
- Measure 16: $A\emptyset7$
- Measure 17: $D9$
- Measure 18: $D+$
- Measure 19: $D6$

Musical notation for guitar accompaniment (measures 15-19):

Handwritten chord labels for measures 15-19:

- Measure 15: $A\emptyset7$
- Measure 17: $D7b9$

lov - - ers hide. A

Diagram 1: Dø7 (10)

Diagram 2: Dø7 (7)

Diagram 3: G7b9+ (10)

Diagram 4: G13b9no7 (8)

Diagram 5: CmΔ9 (8)

Diagram 6: Cm9 (3)

17

G7+ G7+ Cm7

great sym - phon - ic theme,

Diagram 1: Cm7/11 (3)

Diagram 2: Cm7/11 (5)

Diagram 3: EbmΔ7 (8)

Diagram 4: Ebm6 (4)

Diagram 5: Ab9 (1)

Diagram 6: Ab13 (6)

20

Cm7 Ab7 Ab7

that's Stella by Star - light and not a

Diagram 1: Bb/9 (3)

Diagram 2: (B)Δ7 (4)

Diagram 3: CmΔ7 (4)

Diagram 4: Em7/11b5 (5)

23

BbΔ7 BbΔ7 Eø7

dream. My heart

A7#11#5

D11b5

D7#11#5no3

G11b5b9

G7b9#11

26

D^bm7/11

G^b/9

C_m7#5

F7b9/B^b

29

"Just a major?"

B^b

E^b/9

B^bΔ9no3

(B^b)/#11
C^b/#11

31

TOP 4 STRINGS V-1 + V-2 for STELLAR THAT STARLIGHT GIRL

(my apologies to Victor Young wherever you are, great man)

© 10-26-88
Jed Breda

Key of Bb

Use lots of jazz devices to make these chords work in a musical way please. Especially important is rhythmic anticipation.

E	A	C	F	F	F	Bb	Bb
Fb	Fb	Ab	Bb	Bb	A	A	D
D OPEN	Bb	Bb	F	F	E	A	A
A	D	D	D	D	D	G	G
C	C	C	C	Fb	Fb	Ab	Ab
Bb	C(B)	E	A	D	D	G	G
Fb	Gb	C	F	Bb	Fb	Bb	C(B)

to top

Actually: *How do I think while playing*
 Road Map *8.13.92*
 not an analysis

STELLA BY STARLIGHT

Victor Young

SECTION #1

Think the #4 or the Lydian note for the root of the first mi7b5 chord. Then *to get into front* the 2nd bar forward cycle (up 4th)

Em^{7(b5)} A^{7(b9)}

The home key

II mi7	V7
Cm ⁷	F ⁷



Change dom.7 to minor 7

Fm⁷

I⁷
B^{b7}

IVma.7
E^bmaj⁷

bVII dom
A^{b7}



SECTION #2

Home Key
I Ma.7

UP A #4
#4 or Lydian note then forward cycle

II mi.7b5

V7

Buffer VI chord then

I mi.7

Move up a half step and play Dom.9 or 13

B^bmaj⁷

Em^{7(b5)}

A^{7(b9)}

Dm⁷

E^{b7}



Move up a whole step and play Ma.7

Fmaj⁷

Down a half step *to:*
VII mi.7b5 - III Dom.7

Em^{7(b5)} A⁷

Convert Dom.7 to mi.7b5 (linger on this chord) then continue the forward cycle and we are in the home key.

Am^{7(b5)}

D^{7(b9)}



or: I VI II V Home keys
in this key of F
 I⁷ VI⁷ II⁷ V⁷ I⁷ VII⁷
 to III⁷ VI⁷ I⁷