

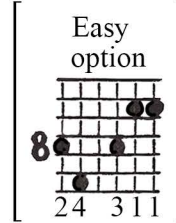


SONGBIRD

Playing order: ● × □ △
○ = opt.

Thank You for Your Lovely Song



Handwritten guitar chord diagrams for the first system:

- Fm7/11 (8)
- Fm7 (6)
- Bb7/6 (3)
- Bb9 (6)
- G11 (3)
- G9 (3)
- Gm7/C (3)
- C7 (5)

Musical notation for the first system, including lyrics:

life and live and all the games we play?

Also consider [?] auto-harp via right hand added C on 5th string with pinky upstroke

If used, add the magic "under-thumb" on high G.

Handwritten guitar chord diagrams for the second system:

- Bb13#11 (6)
- F#7 (1)
- Bb9 (1)
- Am9 (2)
- F11 (1)
- F13 (6)
- F13b9 (6)

Musical notation for the second system, including lyrics:

Song - bird, thank you for your hymn of joy! I

Handwritten guitar chord diagrams for the third system:

- Bb19 (6)
- Am (5)
- Gm7/11 (3)
- Gm7/7 (1)
- Em7/11 (5)
- [5] (5)
- A9 (5)

Musical notation for the third system, including lyrics:

lis - tened and you changed my life for me. For

Handwritten guitar chord diagrams for measures 13-14:

- Dm7/11
- Dm7/11
- G9
- G13b9
- C/9
- open E7b9+
- open Am11
- Am11

Musical notation for measures 13-14:

13

Dm7 G7 Em7 E7 Am7

in your song I see a world more beau - ti - ful, more

ascending inner voice [Bb - Cb - C - Db]

Handwritten guitar chord diagrams for measures 15-16:

- Fm7
- Fm11
- Bb13
- Bb7b9+
- Eb/9
- D9
- C7
- C7b9+

Musical notation for measures 15-16:

15

Fm7 Bb7 Eb7 C#9 C7b9

gen - tle - ness in ev - 'ry face I see. Oh,

Handwritten guitar chord diagrams for measures 17-18:

- Fm9
- Bb13#11
- Abm9
- Gm11
- G7b9+
- Cm7
- Cm7

Musical notation for measures 17-18:

17

Fm7 Bb7 Gm7 G7 Cm7

who can ev - er count the love - ly songs you've sung or

Am9 Am9 D7b9b5 D7b9 G7#11 A(7)b9 Dm7 Ebm7/11

19

Am7 D7b9 D9 Dm7/G G07 Gm7 C7b9

know a - bout the man - y old hearts you have made young?

E7#9+ F/9 FΔ9mo3 BbΔ9mo3 Cm7/11 F13mo9 FALT DOM

21

E7 FΔ7 Cm7/F F7

Song - bird, thank you for your love - ly song, and

Bb/9 Am7/11 BbΔ9mo3 C11 A13/11 A7b9

23

BbΔ7 Gm7 Em7 A7

if you ev - er have to fly a - way, I

or open E

OR Gm7

Handwritten guitar chord diagrams for measures 25-32:

- Measure 25: Dm7 (5)
- Measure 26: G7/6 (8)
- Measure 27: Cm9 (8)
- Measure 28: F7b5 (10)
- Measure 29: Bb/9 (13)
- Measure 30: E13 (2)
- Measure 31: Eb11 (11)
- Measure 32: Eb7 (8)

Handwritten guitar chord diagrams for measures 33-40:

- Measure 33: FΔ7 (6)
- Measure 34: F07/c (10)
- Measure 35: Gm7/11 (8)
- Measure 36: Gb/9 (9)
- Measure 37: F/9 (6)
- Measure 38: Ab7/6 (4)
- Measure 39: DbΔ9 (9)
- Measure 40: Gb13 (9)

Handwritten guitar chord diagrams for measures 41-48:

- Measure 41: Dm7
- Measure 42: Cm7
- Measure 43: F7
- Measure 44: BbΔ7
- Measure 45: Bbm7/Eb
- Measure 46: Eb9
- Measure 47: FΔ7
- Measure 48: Bb7
- Measure 49: F6

know that I'll re - mem - ber ev - 'ry song you sang, as

well as I re - mem - ber them to - day.

7-21-7
VERY SLOW
Ballad

SONG BIRD

10-93

ALSO CONSIDER
C INTO HARP
VIA R+HND
INDEX
C m5th
STR.,

w/ PINKY
IPSTROKE

Chords and diagrams for the first section:

- Bb9#11
- FA9
- Cm7/11
- EASY OPT.
- F7b9b5
- BbA9
- Am7
- Gm7
- Fm9
- Em7/11
- A9
- Dm7/11
- G13
- Em7
- E7b9
- Am7
- Am11
- Fm7/11
- Fm7
- Bb7b6
- Bb9
- G11
- G9
- Gm7/C
- C7
- Bb13#11
- FA7
- Bb9
- Am9
- F11
- F13
- F13b9

IF USED, ADD THE MAGIC "UNDER TUMB" on high G

Chords and diagrams for the second section:

- Bb/9
- Am7
- Em7/11
- OR
- Am7
- Am7/11
- Gm7/11
- Gm7
- C/9 OPEN
- E7b9+
- Am11
- Am11
- Dm7/11
- Dm7/11
- G9
- G13b9
- C/9 OPEN
- E7b9+
- Am11
- Am11
- Fm7
- Fm11
- Bb13
- Bb4b9+
- Eb/9
- Bb9
- C4
- C7b9+
- Fm9
- Bb13#11
- Am9
- Gm11
- G7b9+
- Cm7
- Cm7
- Am9
- Am9
- D7b9b5
- D7b9
- G11
- A(7)b9
- Dm7
- Em7/11
- E7b9+

all under voice

OPEN

'SONGBIRD'

10 20 10

Handwritten guitar chord diagrams for the piece 'SONGBIRD'. The page contains 8 columns of chords, each with a diagram and a label. The diagrams show fingerings on the strings (numbered 1-5) and frets (numbered 8-13). Some diagrams include a slash (/) indicating a barre.

Column 1: E1#9+ (8), Bb/9 (6), Cm9 (8), Gm7/11 (8)

Column 2: F/9 (8), Am7/11 (7), F7b5 (10), Gb/9 (9)

Column 3: F#9no3 (8), Bb9no3 (6), Bb/9 (13), F/9 (6)

Column 4: Bb9no3 (10), C11 (8), E (12), Ab7/6 (10)

Column 5: Cm7/11 (8), A13/11 (5), Eb (11), Bb9 (9)

Column 6: Cm7/11 (8), A7b9 (5), Eb (8), Gb13 (9)

Column 7: F139no (6), Dm7 (8), FA7 (6)

Column 8: FALT (6), G7/6 (8), F07/C (10)

Below the first row of diagrams are four rows of empty guitar grids, each with 6 strings and 12 frets.